



Product designation

MINIATURE
RELAYS
HR301C

Product type designation

Contact characteristics

Contact configuration			1 C/O
Rated insulation voltage U_i IEC/EN	V		250
Rated impulse withstand voltage U_{imp}	kV		6
IEC Conventional free air thermal current I_{th}	A		16
Maximum instantaneous current	A		60
Rated current (I_n)	A		16
Relay control voltage	V		24VAC

Max contrrollable power in

AC-1	W	4000
AC-15	VA	300

Rated operating power AC-1

VA	4000
----	------

Rated operating power AC-15

230 VAC	VA	300
---------	----	-----

Single-phase motor control

230VAC	kW	0.4
--------	----	-----

Rated operating current DC-1

30V	A	12
110V	A	0.3
220V	A	0.1

Minimum switching load

V / mA	5 / 100
--------	---------

Contact impedance

mΩ	100
----	-----

Contact material

AgSnO₂

Operating times

Closing	ms	10
Opening	ms	5

Operations

Mechanical life	cycles	10000000
Electrical life AC1	cycles	50000

Coil characteristics

Average coil consumption AC at 20°C	VA	0.9
Average coil consumption DC at 20°C	W	0.45

Operating range

Closing	% U_n	70...110
Opening	% U_n	20...55

Maximum cycle frequency

cycles/h	3600
----------	------

Mechanical features

Max socket terminal tightening torque	Nm	0.6
Socket screw tightening tool (cross / flat blade)		PH1 / 4.5mm
Conductor section		

AWG/Kcmil

	min	20
	max	14
IEC		
	min	mm ² 0.5
	max	mm ² 2.5
Operating position	normal	Any
Fixing		On 35mm DIN rail and with screw

Ambient conditions

Temperature

Operating temperature

min	°C	-40
max	°C	+85

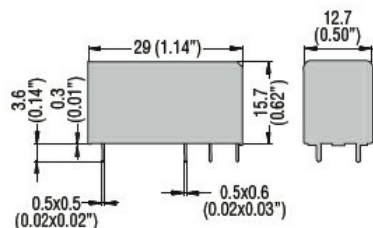
Storage temperature

min	°C	-40
max	°C	+85

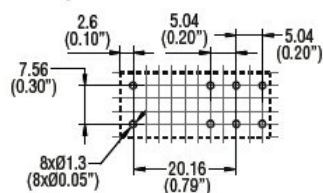
Other features

Indication	No
Mechanical contact position indicator	No
Mechanical test actuator	No

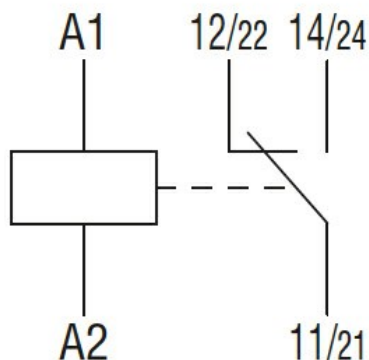
Dimensions



PCB layout



Wiring diagrams



Certifications and compliance

Compliance

IEC/EN 61810

Certificates

CSA

cURus

EAC

VDE

ETIM classification

ETIM 8.0

EC001437 -
Switching relay