



Product designation

MINIATURE
RELAYS
HR501C

Product type designation

Contact characteristics

Contact configuration			1 C/O
Rated insulation voltage U_i IEC/EN	V		250
Rated impulse withstand voltage U_{imp}	kV		6
IEC Conventional free air thermal current I_{th}	A		16
Maximum instantaneous current	A		20
Rated current (I_n)	A		16
Relay control voltage	V		24VAC

Max contrrollable power in

AC-1	W	4000
AC-15	VA	150

Rated operating power AC-1

VA	4000
----	------

Rated operating power AC-15

230 VAC	VA	150
---------	----	-----

Single-phase motor control

230VAC	kW	0.1
--------	----	-----

Rated operating current DC-1

30V	A	12
110V	A	0.3
220V	A	0.1

Minimum switching load

V / mA	5 / 100
--------	---------

Contact impedance

mΩ	100
----	-----

Contact material

Ag/Ni

Operating times

Closing	ms	<15
Opening	ms	<15

Operations

Mechanical life	cycles	10000000
Electrical life AC1	cycles	30000

Coil characteristics

Average coil consumption AC at 20°C	VA	1
Average coil consumption DC at 20°C	W	0.4

Operating range

Closing	% U_n	70...110
Opening	% U_n	20...55

Maximum cycle frequency

cycles/h	3600
----------	------

Mechanical features

Max socket terminal tightening torque	Nm	0.6
Socket screw tightening tool (cross / flat blade)		PH1 / 4.5mm

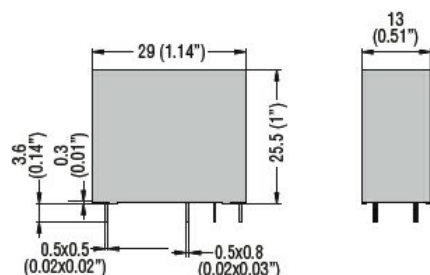
Conductor section

AWG/Kcmil

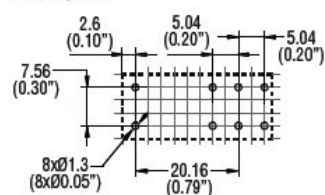
	IEC	min	20	
		max	14	
		min	mm ²	0.5
		max	mm ²	2.5
Operating position				
		normal		Any
		On 35mm DIN rail and with screw		
Fixing				
Ambient conditions				
Temperature				
	Operating temperature	min	°C	-40
		max	°C	+70
	Storage temperature	min	°C	-40
		max	°C	+85

Other features				
Indication			Yes	
Mechanical contact position indicator			Yes	
Mechanical test actuator			Yes	

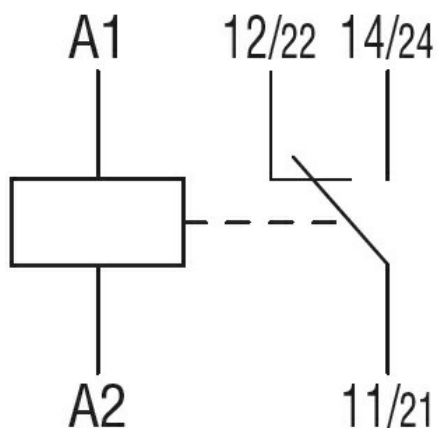
Dimensions



PCB layout



Wiring diagrams



Certifications and compliance

Compliance

IEC/EN 61810

Certificates

CSA

cURus

EAC

VDE

ETIM classification

ETIM 8.0

EC001437 -
Switching relay