



Product designation	INDUSTRIAL RELAYS		
Product type designation	HR604C		
Contact characteristics			
Contact configuration	4 C/O		
Rated insulation voltage Ui IEC/EN	V	500	
Rated impulse withstand voltage Uimp	kV	4	
IEC Conventional free air thermal current Ith	A	5	
Rated current (In)	A	5	
Relay control voltage	V	110VAC	
Max contrallable power in	AC-1	W	5
Rated operating power AC-1		VA	1250
Rated operating power AC-15	230 VAC	VA	150
Single-phase motor control	230VAC	kW	0.37
Rated operating current DC-1	30V	A	8
	110V	A	0.3
	220V	A	0.1
Minimum switching load	V / mA		5 / 100
Contact impedance	mΩ		100
Contact material	Ag/Ni		
Operating times			
Closing	ms		<25
Opening	ms		<25
Operations			
Mechanical life	cycles		20000000
Electrical life AC1	cycles		100000
Coil characteristics			
Average coil consumption AC at 20°C	VA		1.7
Average coil consumption DC at 20°C	W		1.1
Operating range	Closing	% Un	70...110
	Opening	% Un	20...55
Maximum cycle frequency	cycles/h		3600
Mechanical features			
Max socket terminal tightening torque	Nm		0.6
Socket screw tightening tool (cross / flat blade)	PH1 / 4.5mm		
Conductor section	AWG/Kcmil		
	min	20	
	max	14	

IEC

min	mm <sup>2</sup>	0.5
max	mm <sup>2</sup>	2.5

Operating position

normal	Any
--------	-----

Fixing

On 35mm DIN  
rail and with  
screw

## Ambient conditions

Temperature

Operating temperature

min	°C	-40
max	°C	+70

Storage temperature

min	°C	-40
max	°C	+80

## Other features

Indication

Yes

Mechanical contact position indicator

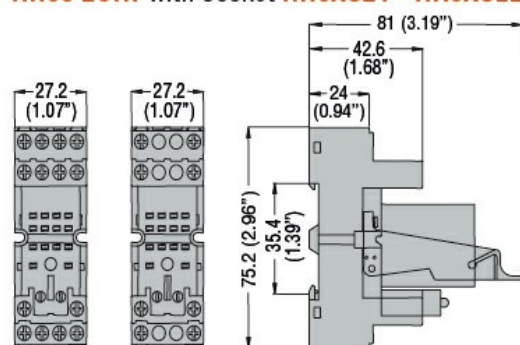
Yes

Mechanical test actuator

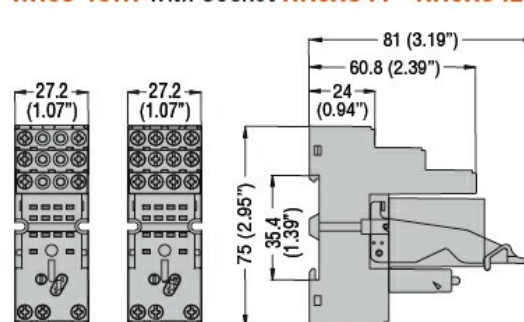
Yes

## Dimensions

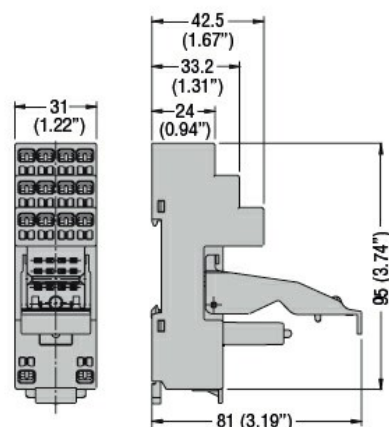
**HR60 2C... with socket HR6XS21 - HR6XS22**



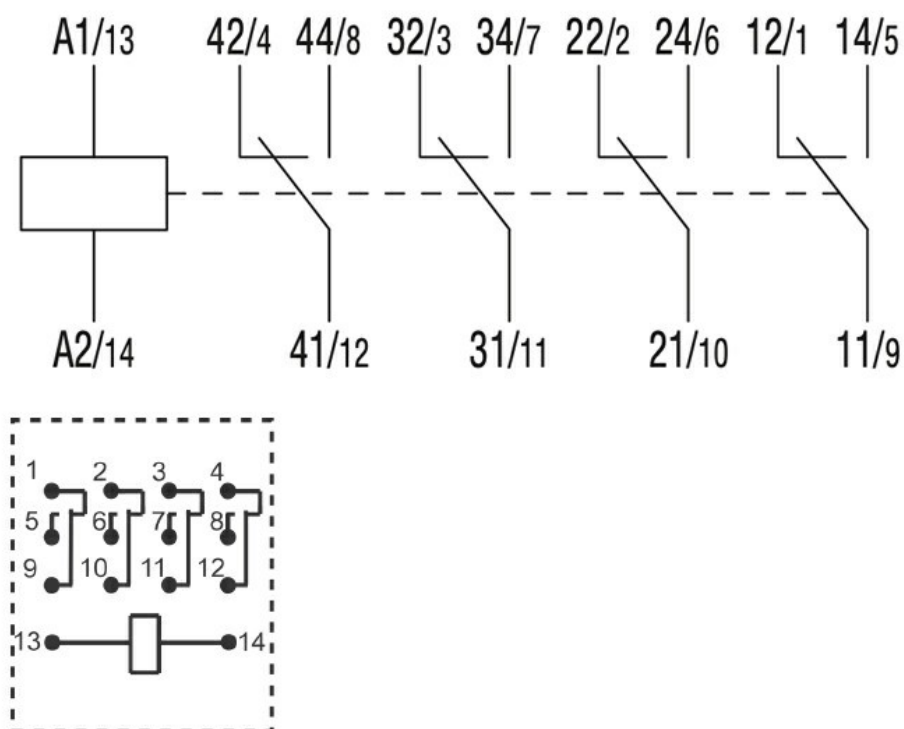
**HR60 4C... with socket HR6XS41 - HR6XS42**



**HR60 2C... - HR60 4C... with socket HR6XS21S - HR6XS41S**



## Wiring diagrams



#### Certifications and compliance

##### Compliance

IEC/EN 61810

##### Certificates

CSA

cURus

EAC

VDE

#### ETIM classification

ETIM 8.0

EC001437 -  
Switching relay