



Product designation

RF38

Product type designation

Motor protection  
relay

### General characteristics

Number of poles	Nr.	3
Overvoltage category		III
Pollution degree		3
Frontal IP degree		IP20
Type of release		Thermal
Protection fuse		
	gG (IEC)	A 4
	aM (IEC)	A 2
	RK5 (UL)	A 3
Phase failure detection		yes
Reset mode		Manual or automatic

### Power circuit characteristics

Rated insulation voltage $U_i$ IEC/EN	V	690
Rated impulse withstand voltage $U_{imp}$	kV	6
Rated operational voltage	V	690
Operational frequency	min max	Hz Hz 0 400
Operational current $I_e$		
	Operational current min	A 0.63
	Operational current max	A 1
Tripping class		10A
Test Button		yes
Trip indicator		yes

Terminals

type  
screw  
width  
tool  
mm  
12.6  
Phillips 2  
screw and  
washer  
M4

Tightening torque for terminals

min  
max  
min  
max  
Nm  
Nm  
lbin  
lbin 2  
2.5  
1.5  
1.8

Conductor section

Flexible w/o lug max  
Flexible c/w lug max  
AWG/kcmil max  
mm<sup>2</sup>  
mm<sup>2</sup>  
8 10  
6

### Auxiliary circuit characteristics

## Auxiliary contacts

	NO	Nr.	1
	NC	Nr.	1
Auxiliary Rated insulation voltage $U_i$ IEC/EN		V	690
Auxiliary Rated impulse withstand voltage $U_{imp}$		kV	6
Auxiliary Rated operational voltage		V	690
Operating current AC15			
	24V	A	3
	120V	A	3
	240V	A	1.5
	380V	A	0.95
	480V	A	0.75
	500V	A	0.72
	600V	A	0.6
Operating current DC13			
	125V	A	0.11
	600V	A	0.22
IEC Conventional free air thermal current $I_{th}$		A	10

## Terminals

	Auxiliary circuit type		screw and washer
	Auxiliary circuit screw		M3.5
	Auxiliary circuit width	mm	8
	Auxiliary circuit tool		Phillips 2

## Conductor section

	Auxiliary circuit Flexible w/o lug max	mm <sup>2</sup>	2.5
	Auxiliary circuit Flexible c/w lug max	mm <sup>2</sup>	2.5

## Tightening torque for terminals

	Auxiliary circuit min	Nm	0.8
	Auxiliary circuit max	Nm	1
	Auxiliary circuit min	lbin	0.59
	Auxiliary circuit max	lbin	0.74

## UL/CSA and IEC/EN 60947-5-1 designation

B600-R300

## Ambient conditions

### Operating temperature

min	°C	-25
max	°C	60

### Storage temperature

min	°C	-50
max	°C	70

### Compensation temperature

min	°C	-20
max	°C	60

### Max altitude

m 3000

## Mechanical features

### Operating position

normal	Vertical plan
allowable	±30°

### Fixing

Direct mounting  
on BF09...  
BF38...

### Weight

g 160

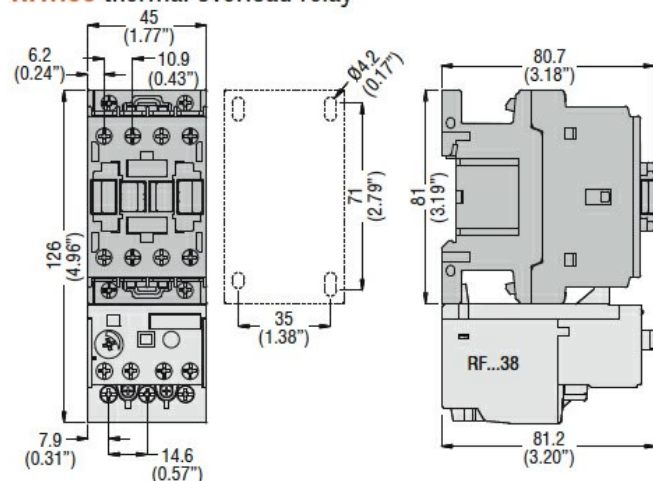
## UL technical data

Full-load current (FLA) for three-phase AC motor

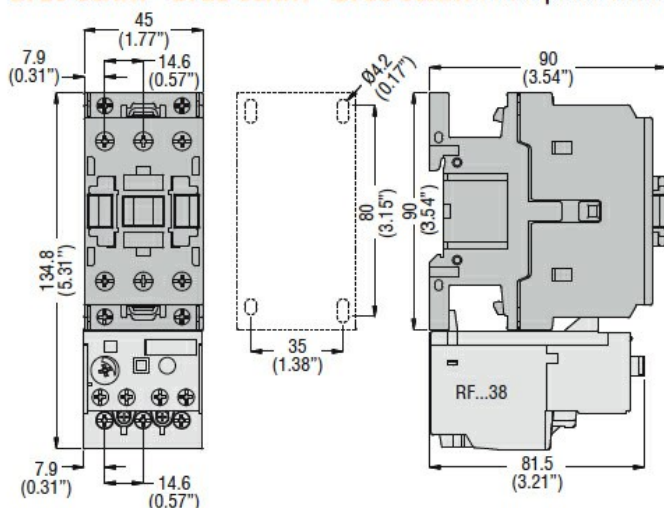
at 480V	A	1
at 600V	A	1

## Dimensions

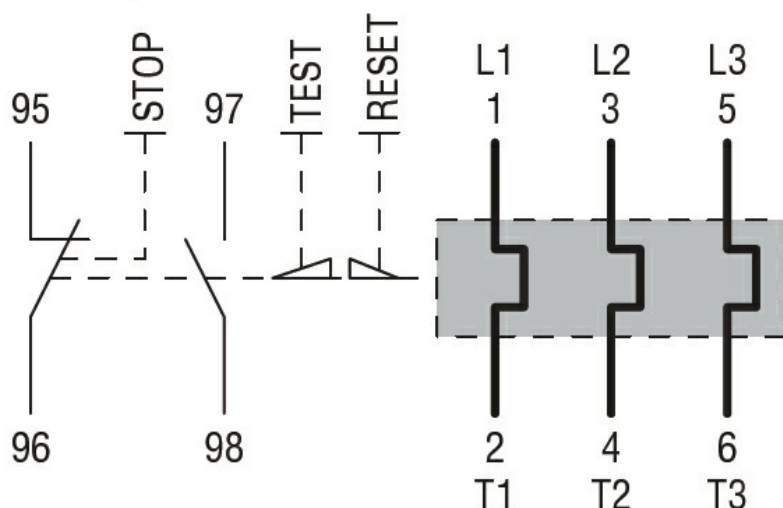
**BF00 A... BF09 A... - BF12 A... - BF18 A... - BF25 A...** three poles with **RF...38** thermal overload relay



**BF26 00A... - BF32 00A... - BF38 00A...** three poles with **RF...38** thermal overload relay



## Wiring diagrams



## Certifications and compliance

Compliance

CSA C22.2 n° 14

IEC/EN 60947-1

IEC/EN 60947-4-1

UL508

Certifications

CCC

cULus

EAC

ETIM classification

ETIM 8.0

EC000106 -  
Thermal overload  
relay