




- Different types of actuators: metal, flat metal and chrome finished plastic
- Availability of actuators in kits
- Simple and snap on installation
- Highly conductive contacts
- Robust for severe ambient conditions
- Contact operation: double breaking action, direct opening operation and self cleaning
- Plastic and metal enclosures.

PLatinum series

	SERIES SEC.	LPS - PAGE	LPF PAGE	LPC PAGE
Pushbutton actuators, spring return and push-push	8 -	6	16	24
Mechanical reset button, spring return	8 -	7	-	25
Pushbutton actuators with symbol, spring return	8 -	7	17	25
Mushroom-head pushbutton actuators	8 -	8	-	26
Double and triple-touch button actuators, spring return	8 -	9	-	27
Selector switch actuators lever	8 -	10	18	28
Selector switch actuator key	8 -	11	18	29
Selector switch actuator knobs	8 -	11	19	29
Illuminated pushbutton actuators, spring return and push-push	8 -	12	20	30
Illuminated mushroom-head pushbutton actuators	8 -	13	-	31
Double-touch button actuators, spring return with indicator	8 -	13	-	32
Illuminated selector actuators	8 -	14	21	33
Pilot light heads	8 -	14	22	34
USB and RJ45 communication interfaces	8 -	-	23	36
Joysticks	8 -	15	-	-
Monoblock LED pilot lights, steady light	8 -	-	-	34
Monoblock potentiometers	8 -	-	-	35
Monoblock buzzers	8 -	-	-	36
Pushbutton actuators, spring return with symbol	8 -	37		
Mounting adapters	8 -	38		
Contact elements	8 -	39		
LED and test elements	8 -	42		
Accessories, spare parts and labels	8 -	46		
Plastic control stations	8 -	54		
Control stations for 40mm profile rails	8 -	61		
Palm switches	8 -	62		
Metal control stations and enclosures	8 -	63		
Dimensions	8 -	64		
Wiring diagrams	8 -	73		




BUTTON ACTUATORS

- Spring return flush, extended and shrouded
- Push-push flush and extended
- Mushroom-head
- Mechanical reset
- Illuminated.



DOUBLE AND TRIPLE-TOUCH ACTUATORS

- Double-touch with or without indicator
- Triple-touch.



SELECTOR SWITCHES

- Short lever
- Long lever
- Key
- Knob
- Illuminated.



PILOT LIGHTS Ø22mm

- Monoblock LED.

MONOBLOCK BUZZERS Ø22mm

- Continuous or pulse tone.


COMMUNICATION INTERFACES

- USB.
- RJ45.



POTENTIOMETERS Ø22mm

- Potentiometer included in the product with graduated scale
- Potentiometer drives with:
 - graduated scale
 - variable index.



ADD-ON ELEMENTS, ACCESSORIES AND SPARE PARTS

- Mounting adapters
- Contact elements
- Lamp holders
- LED integrated elements
- Labels, label holders, protections, etc.



JOYSTICKS Ø22mm

- 2 directions
- 4 directions
- 2 directions with mechanical interlock
- 4 directions with mechanical interlock
- Complete with contact elements.



PLASTIC CONTROL STATIONS

- 1 to 6 holes option without actuators
- Complete versions from 1 to 3 actuators in various combinations
- Control stations for 40mm profile rails
- Palm switches.



METAL CONTROL STATIONS

- Without actuators (from 1 to 16 holes)
- Version without holes.

A COMPLETE SERIES AT YOUR FINGERTIPS!



PLatinum

- **HIGH DEGREE OF PROTECTION IP66, IP67 and IP69K**

The actuators have been tested to guarantee a degree of protection per IEC/EN IP66, IP67, IP69K and per UL Type 4X, appropriate for use even in extreme ambient conditions.

- **ELEGANT STYLE AND ERGONOMIC DESIGN**

All the series elements have an ergonomic design and, at the same time, particular care has been given to the finest detail aesthetics.

- **LONG ACTUATOR MECHANICAL LIFE**

High performance characteristics assure 5,000,000 cycle mechanical life for spring return actuators, 1,000,000 for double and triple touch units and 300,000 for emergency-stop types.

- **MATERIALS RESISTANT TO OILS, SOLVENTS AND HYDROCARBONS**

- **CUSTOMIZATION**

To facilitate warehouse management, it is possible to purchase spring return or push-push button actuators without caps or lenses and at the same time caps and lenses as spare parts. This allows for custom buttons to be completed from stock.




- **HIGH STANDARDIZATION**

Contact elements, LED light elements and a wide range of accessories are common to all types of the series.


- **USAGE AT EXTREME TEMPERATURE CONDITIONS**

Operation temperature range between -25° and +70°C.

- **CERTIFICATIONS: cULus, EAC, RINA and CCC.**




Ø30MM FLAT METAL **L**PF



- ACTUATORS MADE OF ALUMINIUM AND ZINC ALLOY
- ACTUATOR PROFILE OF ONLY 4mm
- HIGH STRENGTH
- ERGONOMIC AND FUNCTIONAL
- SCREW PANEL FIXING
- TYPES
 - spring return and push-push button actuators
 - lever, key and knob selectors
 - illuminated spring return and push-push button actuators
 - illuminated lever selectors
 - USB and RJ45 communication interfaces.

8

Ø22MM METAL **L**PS



- ACTUATORS MADE OF ALUMINIUM AND ZINC ALLOY
- HIGH STRENGTH AND IMPACT RESISTANCE
- SCREW PANEL FIXING
- TYPES
 - spring return and push-push button actuators
 - spring return mechanical reset button actuators
 - mushroom head push button actuators
 - spring return double and triple-touch button actuators
 - lever, key and knob selector switch actuators
 - illuminated spring return, push-push and mushroom-head actuators
 - spring return double-touch button actuators with indicator
 - illuminated lever selectors
 - joysticks.
- AVAILABILITY OF ACTUATORS IN KITS

Ø22MM CHROMED PLASTIC **L**PC




- ACTUATORS MADE OF POLYAMIDE WITH EXTERNAL CHROME RING
- SNAP-ON FAST INSTALLATION OF THE MOUNTING BASE AND CONTACT ELEMENTS
- PANEL FIXING BY THREADED RING
- TYPES
 - spring return and push-push button actuators
 - spring return mechanical reset button actuators
 - mushroom head push button actuators
 - spring return double and triple-touch button actuators
 - lever, key and knob selector switch actuators
 - illuminated spring return, push-push and mushroom-head actuators
 - spring return double-touch button actuators with indicator
 - illuminated lever selectors
 - monoblock LED pilot lights
 - monoblock potentiometers and buzzers
 - USB and RJ45 communication interfaces.
- AVAILABILITY OF ACTUATORS IN KITS

QUICK AND EASY ACTUATOR INSTALLATION

Ø30mm FLAT METAL

- The actuator **fits** into the Ø30mm panel hole with an adapter that retains it securely by two screws.




- The actuator has a **seal** with **rubber grommets** which ensure stable fitting.



Ø22mm METAL

- The actuator **fits** into the Ø22mm panel hole with an adapter that retains it securely by two screws.




- The actuator has a **seal** with **rubber grommets** to ensure stable fitting.




Ø22mm CHROMED PLASTIC

- The actuator mounts to the Ø22mm panel hole with a **threaded ring**. The mounting base snaps onto the back of the actuator itself.




- The actuator has a **seal** with **rubber grommets** to ensure stable fitting.
- The anti-rotation lug on the actuator collapses into the seal to enable installation even to round holes without an anti-rotation notch.
- The mounting plate and actuators have **clearly visible reference marks** to facilitate snapping the actuators onto the base.



CONTACT ELEMENTS

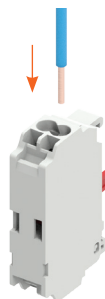
- Common to all **PLatinum** series actuators.
- Miniaturised size
- Availability of double contacts
- High electric conductivity - 5V 1mA
- Up to 9 contact elements can be installed
- Versions with screw, spring-clamp (push-in), Faston and base mount contact blocks for use with LPZP control stations
- Contact operation: double breaking action, direct (positive) action operation and wiping effect
- Electrical contact and LED elements are **snapped onto** the mounting adapter
- **The activation of the middle contact is standard supplied** on all non-illuminated spring return and push-push button or selector switch actuators.



CONTACT AND LED ELEMENTS WITH SPRING-CLAMP (PUSH-IN) TECHNOLOGY

- PUSH-IN** technology reduces the time required to connect stiff cables and cables with crimped terminals. The wire simply inserts into the clamp for a secure, sealed connection - no screwdriver needed! The clamping force is long-lasting and unaffected by vibration and impact.

Push-in technology




HIGH-LUMINOSITY LED ELEMENTS

- Miniaturised size
- Long electrical life: 100,000h
- Versions with screw, spring-clamp (push-in) and for bottom of LPZP control stations
- Overvoltage protection
- Withstand vibrations
- Protection against stray currents in wiring
- Flickering phenomenon reduction
- Steady and flashing light versions
- Supply voltages: 12...30VAC/DC, 85...140VAC, 185...265VAC
- Test elements installed alongside and connected with the relative LED element allow checking if all LED elements of the installation are working properly.

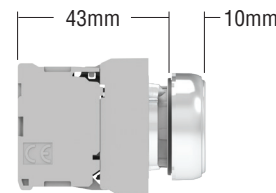


LOW PROFILE ACTUATORS AND COMPACT FOOTPRINT


- The actuator's external collar has a low profile and reduced front depth.
- The total depth from the panel surface to the first contact element is just 43mm for the Ø22mm metal/plastic type, and 49mm for the Ø30mm flush-mounting metal type.



Ø30mm flat metal



Ø22mm metal



Ø22mm chromed plastic

DOUBLE AND TRIPLE-TOUCH ACTUATORS



- IEC IP66, IP67, IP69K and UL Type 4X degree of protection
- Double-touch button actuators, with 2 flush or 1 flush and 1 extended buttons
- Triple-touch button actuators with 2 flush and middle extended buttons
- Versions with or without indicator.

MECHANICAL RESET BUTTONS



- Rod adjustment directly on actuator front (1...4mm/0.04...0.16")



- Up to 6 contact elements can be mounted.

EMERGENCY STOP ACTUATORS




- Actuator structure suitable to warrant direct opening operation with mechanical latching for emergency stopping per ISO 13850 and IEC/EN/BS 60947-5-5
- There is a green line around the actuator body to spot when the emergency stop is at rest or activated
- Use of **Ronis key**
- Various accessories available (e.g. yellow E-stop disks, padlockable protection, rubber actuator boots, label holders and labels)
- Auto-monitor contact elements are available with functions to:
 - constantly control the correct installation (mounting adapter and NC contact with the actuator) and proper operation of the NC contact
 - open the circuit in the case of malfunctions (e.g. the contact detaches from the mounting adapter due to strong vibrations or shock).



SELECTOR SWITCH ACTUATORS



- Lever design assures excellent grip
- Option to differentiate the actuation of the central contact



- **High visibility** on front or side and actuator inscription shows exact switch position



- Use of **Ronis key**



- **Activation of the middle contacts is standard supplied** on 2 and 3 position selector switches.

PILOT LIGHTS



- Protection rating IP66, IP67, IP69K and UL Type 4X for LED monoblock pilot lights and pilot light heads
- Long life and low consumption
- Supply voltages:
 - 110...120VAC, 230VAC, 380...415VAC
 - 110...125VDC, 220VDC
 - 12VAC/DC, 24VAC/DC, 48VAC/DC.

MONOBLOCK POTENTIOMETERS



- Potentiometer included in the product
- Protection rating IP66, IP67 and IP69K and UL Type 4X
- Resistance values from 1 to 500kΩ.

ADAPTER FOR Ø30MM HOLES



- Allows installation of Ø22mm actuators in Ø30mm holes
- Two versions; one for buttons and selector switches and one for emergency buttons.

MONOBLOCK BUZZERS



- Continuous or pulse-tone monoblock buzzers in a single product
- IP40 version (90dB/10cm) and IP66, IP67, IP69K and UL Type 4X, version (80dB/10cm) available.

COMMUNICATION INTERFACES



- Protection rating IP65, UL Type 4X
- USB and RJ45 for Ethernet types with data transmission in both directions
- USB type 3.0 (backward compatible with USB 2.0)
- Versions complete with cable.

JOYSTICKS



- Complete with contact elements
- **2 and 4 directions** available versions with or without mechanical interlock.

ACCESSORIES



- DIN rail adapter
- Label holders and labels
- Rubber actuator hoods
- Padlockable protection
- Protective covers.

PLASTIC CONTROL STATIONS



- Protection rating IP66, IP67, IP69K and Type 4X per UL
- 1 to 6 hole empty versions
- Complete 1 to 3 actuator versions in a variety of combinations
- Quick installation and easy cabling of the contacts and LED elements with mounting to the bottom (snap mounting to the base)
- Option to also install screw-in and spring-mounting LED elements together with the actuator inside the cover panel.

MOUNTING THE CONTACTS TO THE BOTTOM OF THE CONTROL STATION



- The use of contact and LED lamp holder elements that snap mount to the bottom of the control station makes for easier cabling.

YELLOW CONTROL STATION WITH ACTUATOR SHROUD



- Protective cover integrated into the button panel cover
- Protection rating IP66, IP67, IP69K and UL Type 4X
- 4 knockout holes for cable wiring
- Kit of 4 caps to protect the screws.

METAL CONTROL STATIONS



- Protection rating IP66, IP67 and UL Type 4X
- From 1 to 16 holes version
- 1 hole version with actuator protection
- Version without holes.

8 Pushbuttons and selector switches

PLatinum series
Ø22mm metal



Pushbutton actuators, spring return



LPSB10...




LPSB20...



LPSB30...

Order code	Actuator colour	Qty per pkg n°	Wt [kg]
Flush (without mounting adapter). Spring return.			
LPSB102	Black	5	0.031
LPSB103	Green	5	0.031
LPSB104	Red	5	0.031
LPSB105	Yellow	5	0.031
LPSB106	Blue	5	0.031
LPSB108	White	5	0.031
Extended (without mounting adapter). Spring return.			
LPSB202	Black	5	0.033
LPSB203	Green	5	0.033
LPSB204	Red	5	0.033
LPSB205	Yellow	1	0.033
LPSB206	Blue	1	0.033
LPSB208	White	1	0.033
Shrouded (without mounting adapter). Spring return.			
LPSB302	Black	5	0.033
LPSB303	Green	5	0.033
LPSB304	Red	5	0.033
LPSB305	Yellow	1	0.033
LPSB306	Blue	1	0.033
LPSB308	White	1	0.033

Pushbutton actuators, spring return in kit



new

Order code	Actuator colour	Contacts config.	Qty per pkg n°	Wt [kg]
Flush. Spring return.				
LPSB102K10	Black	1NO	1	0.059
LPSB103K10	Green	1NO	1	0.059
LPSB104K01	Red	1NC	1	0.059
LPSB105K10	Yellow	1NO	1	0.059
LPSB106K10	Blue	1NO	1	0.059
LPSB108K10	White	1NO	1	0.059

Push-push button actuators



LPSQ10...



LPSQ20...

Order code	Actuator colour	Qty per pkg n°	Wt [kg]
Flush (without mounting adapter). Push on-push off.			
LPSQ102⓪	Black	5	0.031
LPSQ103⓪	Green	5	0.031
LPSQ104⓪	Red	5	0.031
LPSQ105⓪	Yellow	1	0.031
LPSQ106⓪	Blue	1	0.031
LPSQ108⓪	White	1	0.031
Extended (without mounting adapter). Push on-push off.			
LPSQ202⓪	Black	5	0.033
LPSQ203⓪	Green	5	0.033
LPSQ204⓪	Red	5	0.033
LPSQ205⓪	Yellow	1	0.033
LPSQ206⓪	Blue	1	0.033
LPSQ208⓪	White	1	0.033

⓪ Use contact elements LPXC10A (EM) and LPXC01 (NC) only.
Contact elements LPXC10 (NO) and LPXC01D (LB) or double contacts cannot be fitted on these actuators.

Operational characteristics

- Any mounting position allowed
- Ambient conditions:
 - Operating temperature: -25...+70°C
 - Storage temperature: -40...+85°C
- Degree of protection:
 - Per IEC/EN: IP66, IP67 and IP69K
 - Per UL: Type 1, 2, 3R, 4, 4X, 12, 12K.

Materials

An aluminium and zinc alloy (zama) is used for the metal part whereas plastic parts are made of polyamide.

Mechanical endurance

- Operating force: <0.5kg/1.1lb (actuator).
Mechanical life:
- Spring return actuators: 5,000,000 cycles
 - Push-push actuators: 500,000 cycles.

Mounting adapter

See page 8-38.

Type: LPXAU120M.

The adapter is fixed to the mounting surface by means of incorporated screws (Tmax = 0.7Nm/6.1lb.in).

Actuators latch onto the mounting adapter by simple rotation.

Contact elements for spring return button actuators

See page 8-38 to 8-40.

Type	Terminals
Front-mount types snap onto LPXAU120M mounting adapter (to purchase separately). Up to:	
- 9 single contacts, 3 left, 3 middle and 3 right;	
- 6 double contacts, 2 left, 2 middle and 2 right.	
The LPXAU120M mounting adapter can also be fitted internally to the cover of the LPZ... control station with up to 3 elements per actuator.	
1NO	LPXC10 Screw
	LPXCF10 Faston
	LPXCS10 Spring clamp
1EM	LPXC10A Screw
1NC	LPXC01 Screw
	LPXCF01 Faston
	LPXCS01 Spring clamp
1LB	LPXC01D Screw
1NO+1NC	LPXC11 Screw
2NO	LPXC20 Screw
2NC	LPXC02 Screw

Base mount types snap into LPZP... control station base.
See example on page 8-41.

Up to 3 contacts can be fitted per control station.

1NO	LPXCB10	Screw
1NC	LPXCB01	Screw

Contact elements for push-push button actuators

See page 8-39.

Type: LPXC10A (1EM)
LPXC01 (1NC)

Contacts snap onto the mounting adapter which can also be used with LPZ... control stations.

Up to 6 contacts can be fitted: 2 each on the left, middle or right; up to 3 elements can be fitted to the adapter when used with the LPZ... control station.

All these actuators are standard supplied with action plug for middle contacts.

Certifications and compliance

Certifications: cULus, EAC, RINA.

Compliant with standards: IEC/EN/BS 60947-1, IEC/EN/BS 60947-5-1, UL508, CSA C22.2 n° 14.

8 Pushbuttons and selector switches

PLatinum series
Ø22mm metal

Mechanical reset buttons, complete unit, spring return



LPSR1196

Order code	Actuator colour	Qty per pkg	Wt
		n°	[kg]
Flush (5.2mm/0.2" stroke). Adjustable length 0-150mm/5.9". Complete with shaft (without mounting adapter). Spring return.			
LPSR1002	Black	5	0.044
LPSR1003	Green	5	0.044
LPSR1004	Red	5	0.044
LPSR1006	Blue	5	0.044
LPSR1196	Blue (RESET)	5	0.044
Extended (5.2mm/0.2" stroke). Adjustable length 0-150mm/5.9". Complete with shaft (without mounting adapter). Spring return.			
LPSR2004	Red	1	0.046

① With "RESET" caption on actuator.
E.g. Not suitable for LPZ... control stations.

Pushbutton actuators, spring return, with symbol



LPSB11...



LPSB21...

Order code	Symbol	Actuator colour	Qty per pkg	Wt
			n°	[kg]
Flush (without mounting adapter). Spring return.				
LPSB1102	0	Black	5	0.031
LPSB1104		Red	5	0.031
LPSB1113	I	Green	5	0.031
LPSB1118		White	5	0.031
LPSB1123	II	Green	1	0.031
LPSB1128		White	1	0.031
LPSB1132	STOP	Black	1	0.031
LPSB1134		Red	5	0.031
LPSB1142	←	Black	5	0.031
LPSB1148	←	White	5	0.031
LPSB1152	↑	Black	5	0.031
LPSB1158	↑	White	5	0.031
LPSB1163	START	Green	5	0.031
LPSB1168		White	1	0.031
LPSB1176	R	Blue	1	0.031
LPSB1178		White	1	0.031
LPSB1196	RESET	Blue	5	0.031
LPSB1502	↔	Black	5	0.031
LPSB1512	↔	Black	5	0.031
Extended (without mounting adapter). Spring return.				
LPSB2102	0	Black	5	0.033
LPSB2104		Red	5	0.033
LPSB2132	STOP	Black	1	0.033
LPSB2134		Red	5	0.033

① Arrow symbol can be used to indicate right or left.
② Arrow symbol can be used to indicate up or down.

Pushbutton actuators, spring return, with special symbols



LPSB...

Order code	Symbol	Actuator colour	Qty per pkg	Wt
			n°	[kg]
Spring return (without mounting adapter).				
LPSB①②18③	⚡	③	50	0.033
LPSB①②34③	MAN	③	50	0.033
LPSB①②35③	AUTO	③	50	0.033
LPSB①②22③	↗	③	50	0.033
LPSB①②23③	⚠	③	50	0.033

Note: for other symbols see page 8-37.

- ① Add letter "L" if illuminated type is required.
- ② For the type of actuator, add: 1 for flush or 2 for extended.
- ③ Add the actuator colour: 2 black only for non-illuminated type; 3 green, 4 red, 5 yellow, 6 blue, 8 white or 7 transparent for illuminated version.
- ④ Products available on specific request for a minimum multiple quantity of 50 pieces per type.
- ⑤ Consult Technical support for assistance; see contact details or inside front cover.
- ⑥ Symbol indicating dangerous voltage (IEC 60417 5036-a).

Examples of complete order codes:

LPSB2258 – extended non-illuminated white pushbutton with ⚡ symbol;

LPSB1685 – flush illuminated yellow pushbutton actuator with ⚠ symbol.

Operational characteristics

- Any mounting position allowed
- Ambient conditions:
 - Operating temperature: -25...+70°C
 - Storage temperature: -40...+85°C
- Degree of protection:
 - Per IEC/EN: IP66, IP67 and IP69K
 - Per UL: Type 1, 2, 3R, 4, 4X, 12, 12K.

Materials

An aluminium and zinc alloy (zama) is used for the metal part whereas plastic parts are made of polyamide.

Mechanical endurance

Operating force: <0.5kg/1.1lb (actuator).
Mechanical life: 5,000,000 cycles.

Mounting adapter

See page 8-38.

Type: LPXAU120M.

The adapter is fixed to the mounting surface by means of incorporated screws (Tmax = 0.7Nm/6.1lb.in).

Actuators latch onto the mounting adapter by simple rotation.

Contact elements for LPSR... mechanical reset buttons

See page 8-38 to 8-40.

Type	Terminals
------	-----------

Front-mount types snap onto LPXAU120M mounting adapter (to purchase separately).

Up to:

- 6 single contacts, 3 left and 3 right;

- 4 double contacts, 2 left and 2 right.

1NO	LPXC10	Screw
	LPXCF10	Faston
	LPXCS10	Spring clamp
1EM	LPXC10A	Screw
1NC	LPXC01	Screw
	LPXCF01	Faston
	LPXCS01	Spring clamp
1LB	LPXC01D	Screw
1NO+1NC	LPXC11	Screw
2NO	LPXC20	Screw
2NC	LPXC02	Screw

Contact elements for spring return button actuators

See page 8-38 to 8-40.

Front-mount types snap onto LPXAU120M mounting adapter (to purchase separately).

Up to:

- 9 single contacts, 3 left, 3 middle and 3 right;

- 6 double contacts, 2 left, 2 middle and 2 right.

The LPXAU120M mounting adapter can also be fitted internally to the cover of the LPZ... control station with up to 3 elements per actuator.

Base mount types snap into LPZP... control station base.

See example on page 8-41.

Up to 3 elements can be fitted to the adapter when used with the LPZ... control station.

All LPSB actuators are standard supplied with action plug for middle contacts.

Certifications and compliance

Certifications: cULus, EAC, RINA.

Compliant with standards: IEC/EN/BS 60947-1, IEC/EN/BS 60947-5-1, UL508, CSA C22.2 n° 14.

8 Pushbuttons and selector switches

PLatinum series
Ø22mm metal



Mushroom head pushbutton actuators



LPSB614...



LPSB616...



LPSB6744



LPSB6634



LPSB6644



LPSB6844

Order code	Actuator colour	Qty per pkg	Wt
		n°	[kg]

SPRING RETURN.
Ø40mm/1.57" (without mounting adapter).

LPSB6142	Black	5	0.038
LPSB6143	Green	5	0.038
LPSB6144	Red	5	0.038
LPSB6145	Yellow	5	0.038
LPSB6146	Blue	5	0.038

Ø60mm/2.36" (without mounting adapter).

LPSB6162	Black	5	0.044
LPSB6163	Green	1	0.044
LPSB6164	Red	5	0.044
LPSB6165	Yellow	1	0.044
LPSB6166	Blue	1	0.044

LATCH, PULL TO RELEASE.
Ø40mm/1.57" (without mounting adapter).
For normal stopping.

LPSB6742	Black	5	0.102
LPSB6744	Red	5	0.102

LATCH, TURN TO RELEASE.
Ø30mm/1.18" (without mounting adapter).
For emergency stopping, ISO 13850 compliant.

LPSB6634	Red	5	0.048
----------	-----	---	-------

Ø40mm/1.57" (without mounting adapter).
For normal stopping.

LPSB6642	Black	5	0.051
LPSB6644	Red	5	0.084

LATCH, TURN KEY TO RELEASE.
Ø40mm/1.57" (without mounting adapter). Key code n° 455.
For normal stopping.

LPSB6842	Black	5	0.088
LPSB6842R	Black	1	0.088
LPSB6844	Red	5	0.088
LPSB6844R	Red	1	0.088

For emergency stopping, ISO 13850 compliant.

• Versions with different key codes.
Complete with the numeric code of the key.
The following versions are available: 421E, 520E, 3433E, 621E, 622E.
Example of complete code: LPSB6844R421E.

Order code	Actuator colour	Contacts config.	Qty per pkg	Wt
			n°	[kg]

LATCH, PULL TO RELEASE.
Ø40mm.
For emergency stopping, ISO 13850 compliant.

LPSB6744K01	Red	1NC	1	0.131
-------------	-----	-----	---	-------

LPSB6644K01	Red	1NC	1	0.113
-------------	-----	-----	---	-------

Mushroom head pushbutton actuators in kit

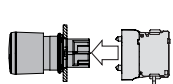


new

Normal operation of auto-monitor contact mounted on surface or on cover of control stations

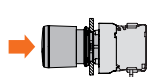
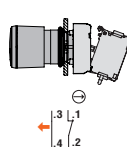
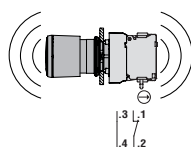
In case of detachment of only the contact element and/or of the mounting adapter with contact element

With contact type LPXC01M (1NC)



• Contact 3-4 closes when the LPXAU120M mounting adapter and LPXC01M contact are fitted correctly on the mushroom-head latch actuator.
• Contact 1-2 in series does not change state.

If the contact LPXC01M detaches from the actuator due to strong vibrations or shock, the equipment can be restored to operating state only when proper mounting of the contact with the actuator is re-established resulting in contact 3-4 closing.



• When the button is fully pressed, contact 1-2 opens and remains in this state until the button is released.
• Contact 3-4 in series does not change state.

Operational characteristics

- Any mounting position allowed
- Ambient conditions:
 - Operating temperature: -25...+70°C
 - Storage temperature: -40...+85°C
- Degree of protection:
 - Per IEC/EN: IP66, IP67 and IP69K
 - Per UL: Type 1, 2, 3R, 4, 4X, 12, 12K.

Materials

An aluminium and zinc alloy (zama) is used for the metal part whereas plastic parts are made of polyamide.

Mechanical endurance

- Operating force: <0.5kg/1.1lb (actuator).
- Mechanical life:
 - Spring return actuators: 5,000,000 cycles
 - Push-push actuators: 500,000 cycles.

Mounting adapter

See page 8-38.

Type: LPXAU120M.

The adapter is fixed to the mounting surface by means of incorporated screws (Tmax = 0.7Nm/6.1lb.in). Actuators latch onto the mounting adapter by simple rotation.

Contact elements

See page 8-38 to 8-41.

Type	Terminals
1NO	LPXC10 Screw LPXCF10 Faston LPXCS10 Spring clamp
1EM	LPXC10A Screw
1NC	LPXC01 Screw LPXCF01 Faston LPXCS01 Spring clamp
1LB	LPXC01D Screw
1NO+1NC	LPXC11 Screw
2NO	LPXC20 Screw
2NC	LPXC02 Screw

Base mount types snap into LPZP... control station base.

See example on page 8-41.

Up to 3 elements can be fitted to the adapter when used with the LPZ... control station.

1NO	LPXCB10 Screw
1NC	LPXCB01 Screw

AUTO-MONITOR CONTACT with MUSHROOM-HEAD LATCH types only: 2 elements max of this type can be mounted.

In addition, another type of contact can be mounted. The LPXAU120M mounting adapter can also be fitted internally to the cover of the LPZ... control station with up to 2 elements per actuator. No LED element can be installed.

Auto-monitor 1NC	LPXC01M Screw
1NO	LPXC10 Screw (2 stacked on the right) LPXCF10 Faston (2 stacked on the right) LPXCS10 Spring clamp (2 stacked on the right)
1NC	LPXC01 Screw (2 stacked on the right) LPXCF01 Faston (2 stacked on the right) LPXCS01 Spring clamp (2 stacked on the right)

All these actuators are standard-supplied with action plug for middle contacts.

Certifications and compliance

Certifications: cULus, EAC, RINA.
Compliant with standards: IEC/EN/BS 60947-1, IEC/EN/BS 60947-5-1, UL508, CSA C22.2 n° 14.

8 Pushbuttons and selector switches

PLatinum series
Ø22mm metal

Double-touch actuators, spring return



LPSB71...



LPSB72...

Triple-touch actuators, spring return



LPSB73...

Order code	Actuator colour	Symbols	Qty per pkg n°	Wt [kg]
------------	-----------------	---------	-------------------	------------

Two flush pushbuttons (without mounting adapter).
Both spring return.

LPSB7112	Black/Red	—	5	0.035
LPSB7113	Green/Red	—	5	0.035
LPSB7114	White/Black	—	5	0.035
LPSB7122	Black/Red	I-O	5	0.035
LPSB7123	Green/Red	I-O	5	0.035
LPSB7124	White/Black	I-O	5	0.035
LPSB7133	Green/Red	Start/Stop	5	0.035
LPSB7191	Black/Black	↑ ↓	5	0.035

One extended and one flush pushbuttons (without mounting adapter). Both spring return.

LPSB7212	Black/Red	—	1	0.035
LPSB7213	Green/Red	—	5	0.035
LPSB7214	White/Black	—	1	0.035
LPSB7222	Black/Red	I-O	5	0.035
LPSB7223	Green/Red	I-O	5	0.035
LPSB7224	White/Black	I-O	1	0.035
LPSB7233	Green/Red	Start/Stop	5	0.035

Order code	Symbols	Qty per pkg n°	Wt [kg]
------------	---------	-------------------	------------

One middle extended buttons (without mounting adapter).
Spring return.

LPSB7345	↑ STOP ↓	5	0.035
LPSB7355	↑ STOP ↓	5	0.035
LPSB7365	→ STOP ←	5	0.035
LPSB7375	↗ STOP ↙	5	0.035

Operational characteristics

- Any mounting position allowed
- Ambient conditions:
 - Operating temperature: -25...+70°C
 - Storage temperature: -40...+85°C
- Degree of protection:
 - Per IEC/EN: IP66, IP67 and IP69K
 - Per UL: Type 1, 2, 3R, 4, 4X, 12, 12K.

Materials

An aluminium and zinc alloy (zama) is used for the metal part whereas plastic parts are made of polyamide.

Mechanical endurance

Operating force: <0.5kg/1.1lb (actuator).
Mechanical life: 1,000,000 cycles.

Mounting adapter

See page 8-38.

Type: LPXAU120M.

The adapter is fixed to the mounting surface by means of incorporated screws (Tmax = 0.7Nm/6.1lb.in).

Actuators latch onto the mounting adapter by simple rotation.

Contact elements

See page 8-38 to 8-40.

Type	Terminals
Front-mount types snap onto LPXAU120M mounting adapter (to purchase separately). Up to:	
- 9 single contacts, 3 left, 3 middle and 3 right;	
- 6 double contacts, 2 left, 2 middle and 2 right.	
The LPXAU120M mounting adapter can also be fitted internally to the cover of the LPZ... control station with up to 3 elements for double-touch and 3 elements for triple-touch actuators.	

1NO	LPXC10	Screw
	LPXCF10	Faston
	LPXCS10	Spring clamp
1EM	LPXC10A	Screw
1NC	LPXC01	Screw
	LPXCF01	Faston
	LPXCS01	Spring clamp
1LB	LPXC01D	Screw
1NO+1NC	LPXC11	Screw
2NO	LPXC20	Screw
2NC	LPXC02	Screw

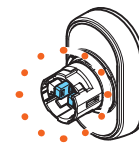
Base mount types snap into LPZP... control station base.
See example on page 8-41.

For DOUBLE-TOUCH actuators, 2 contacts need to be fitted, one on the left and one on the right.

For TRIPLE-TOUCH actuators, 3 contacts need to be fitted: one each on the left, middle and right.

1NO	LPXCB10	Screw
1NC	LPXCB01	Screw

All these actuators are standard-supplied with action plug for middle contacts.



The middle contact activation, with respect to the right and left side contact, can be changed by the user, if required, by removing one mechanism pin.

Certifications and compliance

Certifications: cULus, EAC, RINA.
Compliant with standards: IEC/EN/BS 60947-1, IEC/EN/BS 60947-5-1, UL508, CSA C22.2 n° 14.

8 Pushbuttons and selector switches

PLatinum series
Ø22mm metal




Selector switch actuators lever



LPSS1...

Order code	Type of positions	Qty per pkg	Wt
		n°	[kg]
2 positions (without mounting adapter).			
LPSS120	∇	5	0.042
LPSS121	∇	5	0.042
3 positions (without mounting adapter).			
LPSS130	∇	5	0.042
LPSS131	∇	5	0.042
LPSS132	∇	5	0.042
LPSS133	∇	5	0.042

Selector switch actuators lever in kit



new

Order code	Type of position	Contacts config.	Qty per pkg	Wt
			n°	[kg]
2 positions.				
LPSS120K10	∇	1NO	1	0.071
3 positions.				
LPSS130K20	∇	1NO+1NO	1	0.081
LPSS131K20	∇	1NO+1NO	1	0.081

Selector switch actuators long lever

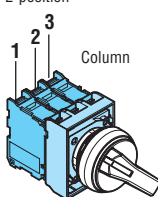


LPSS2...

Order code	Type of positions	Qty per pkg	Wt
		n°	[kg]
2 positions (without mounting adapter).			
LPSS220	∇	5	0.045
LPSS221	∇	5	0.045
3 positions (without mounting adapter).			
LPSS230	∇	5	0.045
LPSS231	∇	5	0.045
LPSS232	∇	5	0.045
LPSS233	∇	5	0.045

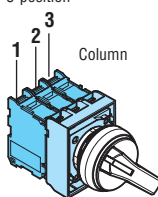
Contact activation

2-position



	Contacts		
	1	2	3
A	●	—	—
B	—	●	●

3-position



	Contacts		
	1	2	3
A	●	●	—
B	—	—	—
C	—	●	●

Operational characteristics

- Any mounting position allowed
- Standard key types supplied with Ronis key code n° 455
- Ambient conditions:
 - Operating temperature: -25...+70°C
 - Storage temperature: -40...+85°C
- Degree of protection:
 - Per IEC/EN: IP66, IP67 and IP69K
 - Per UL: Type 1, 2, 3R, 4, 4X, 12, 12K.

Materials

An aluminium and zinc alloy (zama) is used for the metal part whereas plastic parts are made of polyamide.

Mechanical endurance

Mechanical life: 1,000,000 cycles.

Mounting adapter

See page 8-38.

Type: LPXAU120M.

The adapter is fixed to the mounting surface by means of incorporated screws (Tmax = 0.7Nm/6.1lb.in). Actuators latch onto the mounting adapter by simple rotation.

Contact elements

See page 8-38 to 8-40.

Type	Terminals
------	-----------

Front-mount types snap onto LPXAU120M mounting adapter (to purchase separately).

Up to:

- 6 single contacts, 2 left, 2 middle and 2 right or 3 left and 3 right;
- 3 double contacts, 1 left, 1 middle and 1 right.

The LPXAU120M mounting adapter can also be fitted internally to the cover of the LPZ... control station with up to 3 elements per actuator.

1NO	LPXC10	Screw
	LPXCF10	Faston
	LPXCS10	Spring clamp
1EM	LPXC10A	Screw
1NC	LPXC01	Screw
	LPXCF01	Faston
	LPXCS01	Spring clamp
1LB	LPXC01D	Screw
1NO+1NC	LPXC11	Screw
2NO	LPXC20	Screw
2NC	LPXC02	Screw

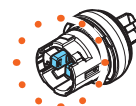
Base mount types snap into LPZP... control station base.

See example on page 8-41.

Up to 3 elements can be fitted to the adapter when used with the LPZ... control station.

1NO	LPXCB10	Screw
1NC	LPXCB01	Screw

All these actuators are standard-supplied with action plug for middle contacts.



The middle contact activation, with respect to the right and left side contact, can be changed by the user, if required, by removing one mechanism pin.

Type of position

- ∇ Maintained position.
- ∇ Spring return position.

Rotation angles

2 positions



3 positions



Certifications and compliance

Certifications: cULus, EAC, RINA.

Compliant with standards: IEC/EN/BS 60947-1, IEC/EN/BS 60947-5-1, UL508, CSA C22.2 n° 14.

8 Pushbuttons and selector switches

PLatinum series
Ø22mm metal

Selector switch actuators key (Ronis)



LPSS3...

Order code	Type of positions	Qty per pkg	Wt
		n°	[kg]
2 positions (without mounting adapter).			
LPSS320		5	0.065
LPSS320RⓄ		1	0.065
LPSS321		5	0.065
LPSS321RⓄ		1	0.065
LPSS340		5	0.065
LPSS340RⓄ		1	0.065
3 positions (without mounting adapter).			
LPSS330		5	0.065
LPSS330RⓄ		1	0.065
LPSS331		5	0.065
LPSS331RⓄ		1	0.065
LPSS332Ⓞ		5	0.065
LPSS332RⓄⓄ		1	0.065
LPSS333Ⓞ		5	0.065
LPSS333RⓄⓄ		1	0.065
LPSS350		5	0.065
LPSS350RⓄ		1	0.065
LPSS360		5	0.065
LPSS360RⓄ		1	0.065
LPSS370Ⓞ		5	0.065
LPSS370RⓄⓄ		1	0.065
LPSS380Ⓞ		5	0.065
LPSS380RⓄⓄ		1	0.065
LPSS390Ⓞ		5	0.065
LPSS390RⓄⓄ		1	0.065

Ⓞ Versions with different key codes. Complete with the numeric code of the key. The following versions are available: 421E, 520E, 3433E, 621E, 622E. Example of complete code: LPCS320R421E.
Ⓞ Available only on specific request.

Selector switch actuators key (Ronis) in kit



new

Order code	Type of positions	Contacts config.	Qty per pkg	Wt
			n°	[kg]
2 positions.				
LPSS320K10		1NO	1	0.094

Selector switch actuators knob

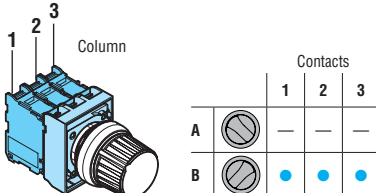


LPSS4...

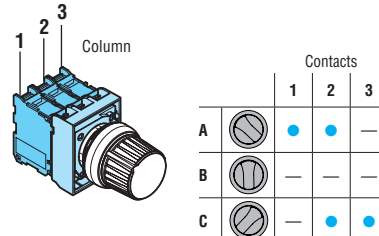
Order code	Type of positions	Qty per pkg	Wt
		n°	[kg]
2 positions (without mounting adapter).			
LPSS420		5	0.042
LPSS421		5	0.042
3 positions (without mounting adapter).			
LPSS430		5	0.042
LPSS431		5	0.042
LPSS432		5	0.042
LPSS433		5	0.042

Contact activation

2-position



3-position



Operational characteristics

- Any mounting position allowed
- Standard key types with numeric code n° 455
- Ambient conditions:
 - Operating temperature: -25...+70°C
 - Storage temperature: -40...+85°C
- Degree of protection:
 - Per IEC/EN: IP66, IP67 and IP69K
 - Per UL: Type 1, 2, 3R, 4, 4X, 12, 12K.

Materials

An aluminium and zinc alloy (zama) is used for the metal part whereas plastic parts are made of polyamide.

Mechanical endurance

Mechanical life: 1,000,000 cycles.

Mounting adapter

See page 8-38.

Type: LPXAU120M.

The adapter is fixed to the mounting surface by means of incorporated screws (Tmax = 0.7Nm/6.1lb.in).

Actuators latch onto the mounting adapter by simple rotation.

Contact elements

See page 8-38 to 8-40.

Type	Terminals
1NO	LPXC10 Screw LPXCF10 Faston LPXCS10 Spring clamp
1EM	LPXC10A Screw
1NC	LPXC01 Screw LPXCF01 Faston LPXCS01 Spring clamp
1LB	LPXC01D Screw
1NO+1NC	LPXC11 Screw
2NO	LPXC20 Screw
2NC	LPXC02 Screw

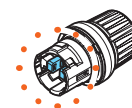
Base mount types snap into LPZP... control station base.

See example on page 8-41.

Up to 3 elements can be fitted to the adapter when used with the LPZ... control station.

1NO	LPXCB10	Screw
1NC	LPXCB01	Screw

All these actuators are standard-supplied with action plug for middle contacts.



The middle contact activation, with respect to the right and left side contact, can be changed by the user, if required, by removing one mechanism pin.

Type of position

- Maintained position.
- Spring return position.
- Key extraction position.

Rotation angles



Certifications and compliance

Certifications: cULus, EAC, RINA.
Compliant with standards: IEC/EN/BS 60947-1, IEC/EN/BS 60947-5-1, UL508, CSA C22.2 n° 14.

Illuminated button actuators, spring return




LPSBL10...



LPSBL20...

Order code	Actuator colour	Qty per pkg	Wt
		n°	[kg]
Flush (without mounting adapter). Spring return.			
LPSBL103	Green	5	0.030
LPSBL104	Red	5	0.030
LPSBL105	Yellow	5	0.030
LPSBL106	Blue	5	0.030
LPSBL107	Transparent	5	0.030
Extended (without mounting adapter). Spring return.			
LPSBL203	Green	5	0.032
LPSBL204	Red	5	0.032
LPSBL205	Yellow	5	0.032
LPSBL206	Blue	5	0.032
LPSBL207	Transparent	5	0.032

Illuminated button actuators, spring return in kit



new

Order code	Actuator colour	Contacts config.	Qty per pkg	Wt
			n°	[kg]
Flush. Spring return. LED element included: 12...30VAC/DC.				
LPSBL103K11PB3	Green	1NO+1NC	1	0.080
LPSBL104K11PB4	Red	1NO+1NC	1	0.080
LPSBL105K11PB5	Yellow	1NO+1NC	1	0.080
LPSBL106K11PB6	Blue	1NO+1NC	1	0.080
LPSBL107K11PB8	Transparent	1NO+1NC	1	0.080
Flush. Spring return. LED element included: 185...265VAC.				
LPSBL103K11PM3	Green	1NO+1NC	1	0.080
LPSBL104K11PM4	Red	1NO+1NC	1	0.080
LPSBL105K11PM5	Yellow	1NO+1NC	1	0.080
LPSBL106K11PM6	Blue	1NO+1NC	1	0.080
LPSBL107K11PM8	Transparent	1NO+1NC	1	0.080

Illuminated push-push button actuators



LPSQL10...



LPSQL20...

Order code	Actuator colour	Qty per pkg	Wt
		n°	[kg]
Flush (without mounting adapter). Push on-push off.			
LPSQL103	Green	5	0.030
LPSQL104	Red	5	0.030
LPSQL105	Yellow	5	0.030
LPSQL106	Blue	5	0.030
LPSQL107	Transparent	5	0.030
Extended (without mounting adapter). Push on-push off.			
LPSQL203	Green	5	0.032
LPSQL204	Red	5	0.032
LPSQL205	Yellow	5	0.032
LPSQL206	Blue	5	0.032
LPSQL207	Transparent	5	0.032

ⓘ Use contact elements LPXC10A (EM) and LPXC01 (NC) only. Contact elements LPXC10 (NO) and LPXC01D (LB) or double contacts cannot be fitted on these actuators.

Operational characteristics

- Any mounting position allowed
- Ambient conditions:
 - Operating temperature: -25...+70°C
 - Storage temperature: -40...+85°C
- Degree of protection:
 - Per IEC/EN: IP66, IP67 and IP69K
 - Per UL: Type 1, 2, 3R, 4, 4X, 12, 12K.

Materials

An aluminium and zinc alloy (zama) is used for the metal part whereas plastic parts are made of polyamide.

Mechanical endurance

- Operating force: <0.5kg/1.1lb (actuator).
Mechanical life:
- Spring return actuators: 5,000,000 cycles
 - Push-push actuators: 500,000 cycles.

Mounting adapter

See page 8-38.

Type: LPXAU120M.

The adapter is fixed to the mounting surface by means of incorporated screws (Tmax = 0.7Nm/6.1lb.in). Actuators latch onto the mounting adapter by simple rotation.

Contact elements for illuminated spring return actuators

See page 8-39 to 8-40.

Type	Terminals
1NO	LPXC10 Screw LPXCF10 Faston LPXCS10 Spring clamp
1EM	LPXC10A Screw
1NC	LPXC01 Screw LPXCF01 Faston LPXCS01 Spring clamp
1LB	LPXC01D Screw
1NO+1NC	LPXC11 Screw
2NO	LPXC20 Screw
2NC	LPXC02 Screw

Base mount types snap into LPZP... control station base. See example on page 8-41.

Up to 2 elements per actuator can also be fitted internally to the cover of the LPZ... control station in addition to the LED element in the middle position.

1NO	LPXCB10	Screw
1NC	LPXCB01	Screw

Contact elements for illuminated push-push button actuators

See page 8-39.

Type: LPXC10A (1EM)
LPXC01 (1NC)

Contacts snap onto the adapter also internally on the cover surface of LPZ... control stations.

Up to 4 contacts can be fitted: 2 each on the left and right, one behind the other; up to 2 elements per control station actuator in addition to the LED element in the middle position.

LED light elements

See pages 8-43 and 44.

Certifications and compliance

Certifications: cULus, EAC, RINA.

Compliant with standards: IEC/EN/BS 60947-1, IEC/EN/BS 60947-5-1, UL508, CSA C22.2 n° 14.

8 Pushbuttons and selector switches

PLatinum series
Ø22mm metal

Illuminated mushroom head button actuators



LPSBL614...



LPSBL664...

Order code	Actuator colour	Qty per pkg	Wt
		n°	[kg]

SPRING RETURN.
Ø40mm/1.57" (without mounting adapter).

LPSBL6143	Green	5	0.040
LPSBL6144	Red	5	0.040
LPSBL6145	Yellow	5	0.040
LPSBL6146	Blue	5	0.040
LPSBL6148	White	1	0.040

LATCH, TURN TO RELEASE.
Ø40mm/1.57" (without mounting adapter).
For normal stopping.

LPSBL6643	Green	1	0.045
LPSBL6645	Yellow	1	0.045
LPSBL6646	Blue	1	0.045

For emergency stopping, ISO 13850 compliant.

LPSBL6644	Red	5	0.045
-----------	-----	---	-------

Double-touch actuators, spring return, white indicator



LPSBL71...



LPSBL72...

Order code	Actuator colour	Symbol	Qty per pkg	Wt
			n°	[kg]

Two flush pushbuttons (without mounting adapter).
Both spring return.

LPSBL7112	Black/Red	—	5	0.035
LPSBL7113	Green/Red	—	5	0.035
LPSBL7114	White/Black	—	1	0.035
LPSBL7122	Black/Red	I-O	5	0.035
LPSBL7123	Green/Red	I-O	5	0.035
LPSBL7124	White/Black	I-O	5	0.035
LPSBL7133	Green/Red	Start/Stop	5	0.035
LPSBL7191	Black/Black	↑ ↓	5	0.035

One extended and one flush pushbuttons (without mounting adapter). Both spring return.

LPSBL7212	Black/Red	—	1	0.035
LPSBL7213	Green/Red	—	5	0.035
LPSBL7214	White/Black	—	1	0.035
LPSBL7222	Black/Red	I-O	1	0.035
LPSBL7223	Green/Red	I-O	5	0.035
LPSBL7224	White/Black	I-O	5	0.035
LPSBL7233	Green/Red	Start/Stop	5	0.035

Operational characteristics

- Any mounting position allowed
- Ambient conditions:
 - Operating temperature: -25...+70°C
 - Storage temperature: -40...+85°C
- Degree of protection:
 - Per IEC/EN: IP66, IP67 and IP69K
 - Per UL: Type 1, 2, 3R, 4, 4X, 12, 12K.

Materials

An aluminium and zinc alloy (zama) is used for the metal part whereas plastic parts are made of polyamide.

Mechanical endurance

Operating force: <0.5kg/1.1lb (actuator).

Mechanical life:

- Spring return mushroom-head actuators: 5,000,000 cycles
- Latch mushroom-head actuators: 300,000 cycles
- Double-touch: 1,000,000 cycles.

Mounting adapter

See page 8-38.

Type: LPXAU120M.

The adapter is fixed to the mounting surface by means of incorporated screws (Tmax = 0.7Nm/6.1lb.in).

Actuators latch onto the mounting adapter by simple rotation.

Contact elements

See page 8-38 to 41.

Type	Terminals
------	-----------

Front-mount types snap onto LPXAU120M mounting adapter (to purchase separately).

For LPSBL61... types up to:

- 6 single contacts, 3 left and 3 right;
- 4 double contacts, 2 left and 2 right.

For LPSBL66... types up to:

- 4 single contacts, 2 left and 2 right;
- 2 double contacts, 1 left and 1 right.

For DOUBLE-TOUCH types, up to:

- 6 single contacts, 3 left and 3 right;
- 4 double contacts, 2 left and 2 right.

The LPXAU120M mounting adapter can also be fitted internally to the cover of the LPZ... control station with up to 2 elements per actuator in addition to the LED element in the middle position.

1NO	LPXC10	Screw
	LPXCF10	Faston
	LPXCS10	Spring clamp
1EM	LPXC10A	Screw
	1NC	LPXC01
	LPXCF01	Faston
	LPXCS01	Spring clamp
1LB	LPXC01D	Screw
1NO+1NC	LPXC11	Screw
2NO	LPXC20	Screw
2NC	LPXC02	Screw
Auto-monitor	LPXC01M	Screw
1NC	Only for LPSBL66... type	

Base mount types snap into LPZP... control station base.

See example on page 8-41.

Up to 2 elements per actuator can also be fitted internally to the cover of the LPZ... control station in addition to the LED element in the middle position.

1NO	LPXCB10	Screw
1NC	LPXCB01	Screw

LED light elements

See pages 8-43 and 44.

Certifications and compliance

Certifications: cULus, EAC, RINA.

Compliant with standards: IEC/EN/BS 60947-1, IEC/EN/BS 60947-5-1, UL508, CSA C22.2 n° 14.

8 Pushbuttons and selector switches

PLatinum series
Ø22mm metal



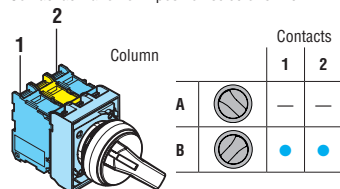
Illuminated selector switch actuators



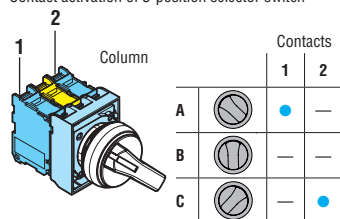
LPSL1...

Order code	Actuator colour	Type of positions	Qty per pkg n°	Wt [kg]
2 positions (without mounting adapter).				
LPSL1203	Green	V	5	0.030
LPSL1204	Red		5	0.030
LPSL1205	Yellow		5	0.030
LPSL1206	Blue		5	0.030
LPSL1208	White		5	0.030
LPSL1213	Green	∇	5	0.030
LPSL1214	Red		1	0.030
LPSL1215	Yellow		1	0.030
LPSL1216	Blue		1	0.030
LPSL1218	White		5	0.030
3 positions (without mounting adapter).				
LPSL1303	Green	∇	5	0.030
LPSL1304	Red		5	0.030
LPSL1305	Yellow		5	0.030
LPSL1306	Blue		5	0.030
LPSL1308	White		5	0.030
LPSL1313	Green	∇	5	0.030
LPSL1314	Red		1	0.030
LPSL1315	Yellow		1	0.030
LPSL1316	Blue		1	0.030
LPSL1318	White		5	0.030
LPSL1323	Green	∇	5	0.030
LPSL1324	Red		1	0.030
LPSL1325	Yellow		1	0.030
LPSL1326	Blue		1	0.030
LPSL1328	White		5	0.030
LPSL1333	Green	∇	5	0.030
LPSL1334	Red		1	0.030
LPSL1335	Yellow		1	0.030
LPSL1336	Blue		1	0.030
LPSL1338	White		5	0.030


Contact activation of 2-position selector switch



Contact activation of 3-position selector switch



Illuminated selector switch actuators in kit



new

Order code	Actuator colour	Type of position	Contacts config.	Qty per pkg n°
2 positions. LED element included: 12...30VAC/DC.				
LPSL120K11PB3	Green	V	1NO+1NC	1
LPSL120K11PB4	Red		1NO+1NC	1
LPSL120K11PB5	Yellow		1NO+1NC	1
2 positions. LED element included: 185...265VAC.				
LPSL120K11PM3	Green	V	1NO+1NC	1
LPSL120K11PM4	Red		1NO+1NC	1
LPSL120K11PM5	Yellow		1NO+1NC	1
3 positions. LED element included: 12...30VAC/DC.				
LPSL130K11PB3	Green	∇	1NO+1NC	1
3 positions. LED element included: 185...265VAC.				
LPSL130K11PM3	Green	∇	1NO+1NC	1

Pilot light heads



LPSL...

Order code	Head colour	Qty per pkg n°	Wt [kg]
Without mounting adapter.			
LPSL3	Green	5	0.029
LPSL4	Red	5	0.029
LPSL5	Yellow	5	0.029
LPSL6	Blue	5	0.029
LPSL7	Transparent	5	0.029
LPSL1187	Transparent ⚡	5	0.029

⚡ With symbol indicating dangerous voltage (IEC/EN 60417 5036-a).

Operational characteristics

- Any mounting position allowed
- Ambient conditions:
 - Operating temperature: -25...+70°C
 - Storage temperature: -40...+85°C
- Degree of protection:
 - Per IEC/EN: IP66, IP67 and IP69K
 - Per UL: Type 1, 2, 3R, 4, 4X, 12, 12K.

Materials

An aluminium and zinc alloy (zama) is used for the metal part whereas plastic parts are made of polyamide.

Mechanical endurance

- Operating force: <0.5kg/1.1lb (actuator).
Mechanical life:
- Selector switches: 1,000,000 cycles.

Mounting adapter

See page 8-38.

Type: LPXAU120M.

The adapter is fixed to the mounting surface by means of incorporated screws (Tmax = 0.7Nm/6.1lb.in). Actuators latch onto the mounting adapter by simple rotation.

Contact elements

See page 8-38 to 8-40.

Type	Terminals
1NO	LPXC10 Screw LPXCF10 Faston LPXCS10 Spring clamp
1EM	LPXC10A Screw
1NC	LPXC01 Screw LPXCF01 Faston LPXCS01 Spring clamp
1LB	LPXC01D Screw
1NO+1NC	LPXC11 Screw
2NO	LPXC20 Screw
2NC	LPXC02 Screw

Base mount types snap into LPZP... control station base. See example on page 8-41.


Up to 2 elements per actuator can also be fitted internally to the cover of the LPZ... control station in addition to the LED element in the middle position.

1NO	LPXCB10	Screw
1NC	LPXCB01	Screw

Selector switch type of positions

- ∇ Maintained position.
- ∇ Spring return position.

Selector switch rotation angles



LED light elements

See pages 8-43 and 44.

Certifications and compliance

Certifications: cULus, EAC, RINA.
Compliant with standards: IEC/EN/BS 60947-1, IEC/EN/BS 60947-5-1, UL508, CSA C22.2 n° 14.

8 Pushbuttons and selector switches

PLatinum series
Ø22mm metal

Joysticks



LPSJ4...
(without mechanical interlock)

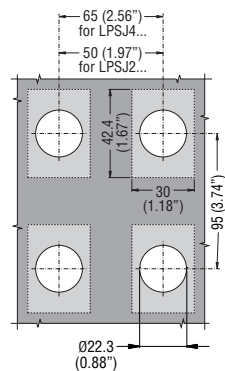


LPSJ2...
(with mechanical interlock)

Accessories



LPXAU101



Order code	Type of positions	N° auxiliary elements	Qty per pkg	Wt
		NO	n°	[kg]

Without mechanical interlock. Complete with auxiliary contact. Label holder excluded.

LPSJ200		2	1	0.082
LPSJ201		2	1	0.082
LPSJ400		4	1	0.104
LPSJ401		4	1	0.104

With mechanical interlock. Complete with auxiliary contact. Label holder excluded.

LPSJ210		2	1	0.082
LPSJ211		2	1	0.082
LPSJ410		4	1	0.104
LPSJ411		4	1	0.104

Order code	Description	Qty per pkg	Wt
		n°	[kg]
LPXAU101	2-4 directional holder for adhesive legends	1	0.004

See page 8-50 for the complete list of available labels.

Operational characteristics

- Any mounting position allowed
- LPSJ2... types can be used with LPZ... control stations
- Ambient conditions:
 - Operating temperature: -25...+70°C
 - Storage temperature: -40...+85°C
- Degree of protection:
 - Per IEC/EN: IP66
 - Per UL: Type 1, 2, 3R, 4, 4X, 12, 12K
 - IP20 for contact elements.

Materials

An aluminium and zinc alloy (zama) is used for the metal parts whereas plastic parts are made of polyamide and polycarbonate. The sealing boot is made of NBR rubber.

Mechanical endurance

Mechanical life: 1,000,000 cycles.

General characteristics of contact elements

Wiping action and dual scraping-oscillating effect.
IEC rated insulation voltage: 690V
IEC rated thermal current Ith: 10A
Conductivity: 5V 1mA
UL/CSA and IEC/EN/BS 60947-5-1 designation: A600 Q600.
IEC/EN operational characteristics in AC15 category:

[V]	12	24	48	120	240	400	480	500	600
[A]	6	6	6	6	6	3	1.5	1.4	1.2

IEC/EN operational characteristics in DC13 category:

[V]	12	24	48	125	250	440	500	600
[A]	3	3	1.5	0.55	0.27	0.15	0.13	0.1

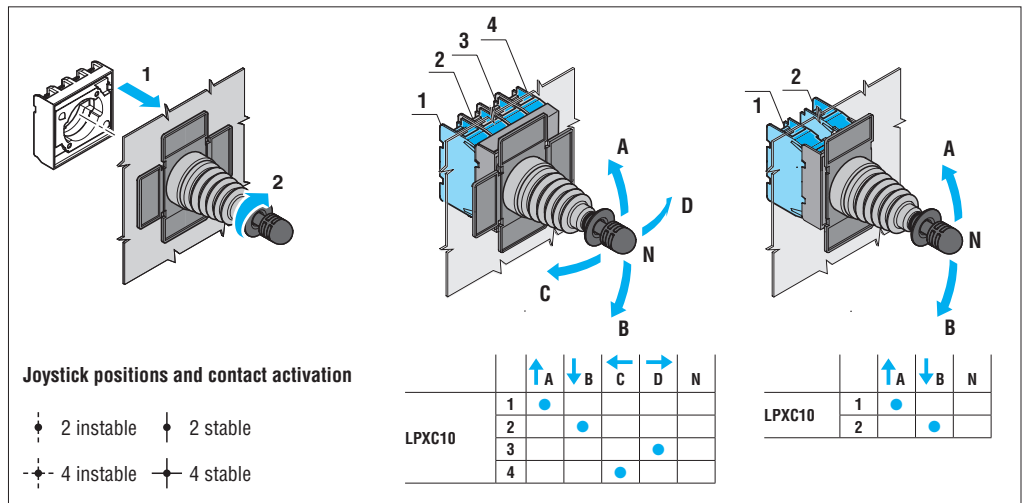
Short circuit protection fuse, max calibre: 10A gG/SC.
Contact resistance: ≤20mΩ.
Terminals: clamp screw with washer.

Mounting adapter and contact elements

The joystick is standard supplied with the mounting adapter and contact elements.
The adapter is fixed to the mounting surface by means of incorporated screws (Tmax = 0.7Nm/6.1lb.in).
The joystick latches onto the mounting adapter by simple rotation.
Contact elements snap onto the mounting adapter.
2 LPXC10 contacts are mounted on joystick LPSJ2... type and 4 LPXC10 contacts on LPSJ4... type.
The mounting adapter and contact elements of LPSJ2... types can be internally mounted on LPZ... control stations covers.

Certifications and compliance

Certifications: cULus, EAC, RINA.
Compliant with standards: IEC/EN/BS 60947-1, IEC/EN/BS 60947-5-1, UL508, CSA C22.2 n° 14.



Pushbutton actuators, spring return



LPFB10...




LPFB20...

Push-push button actuators



LPFQ10...



LPFQ20...

Order code	Actuator colour	Qty per pkg n°	Wt [kg]
Flush (without mounting adapter). Spring return.			
LPFB102	Black	5	0.060
LPFB103	Green	5	0.060
LPFB104	Red	5	0.060
LPFB105	Yellow	5	0.060
LPFB106	Blue	5	0.060
LPFB108	White	5	0.060
Extended (without mounting adapter). Spring return.			
LPFB202	Black	5	0.062
LPFB203	Green	5	0.062
LPFB204	Red	5	0.062
LPFB205	Yellow	1	0.062
LPFB206	Blue	1	0.062
LPFB208	White	1	0.062

Order code	Actuator colour	Qty per pkg n°	Wt [kg]
Flush (without mounting adapter). Push on-push off.			
LPFQ102❶	Black	5	0.060
LPFQ103❶	Green	5	0.060
LPFQ104❶	Red	5	0.060
LPFQ105❶	Yellow	1	0.060
LPFQ106❶	Blue	1	0.060
LPFQ108❶	White	1	0.060
Extended (without mounting adapter). Push on-push off.			
LPFQ202❶	Black	5	0.062
LPFQ203❶	Green	5	0.062
LPFQ204❶	Red	5	0.062
LPFQ205❶	Yellow	1	0.062
LPFQ206❶	Blue	1	0.062
LPFQ208❶	White	1	0.062

❶ Use contact elements LPXC10A (EM) and LPXC01 (NC) only.
Contact elements LPXC10 (NO) and LPXC01D (LB) or double contacts cannot be fitted on these actuators.

Operational characteristics

- Any mounting position allowed
- Ambient conditions:
 - Operating temperature: -25...+70°C
 - Storage temperature: -40...+85°C
- Degree of protection:
 - Per IEC/EN: IP66, IP67 and IP69K
 - Per UL: Type 1, 2, 3R, 4, 4X, 12, 12K.

Materials

An aluminium and zinc alloy (zama) is used for the metal part whereas plastic parts are made of polyamide.

Mechanical endurance

- Operating force: <0.5kg/1.1lb (actuator).
Mechanical life:
- Spring return actuators: 5,000,000 cycles
 - Push-push actuators: 500,000 cycles.

Mounting adapter

See page 8-38.
Type: LPXAU120M.
The actuators fit into a Ø30mm/Ø1.18" hole. The fixing of the base to the mounting surface is made using the adapter supplied with the actuator and the screws incorporated in the base (Tmax = 0.7Nm/6.1lb.in).

Contact elements for spring return button actuators

See page 8-38 to 8-40.

Type	Terminals		
Front-mount types snap onto LPXAU120M mounting adapter (to purchase separately). Up to: - 9 single contacts, 3 left, 3 middle and 3 right; - 6 double contacts, 2 left, 2 middle and 2 right.	1NO	LPXC10	Screw
		LPXCF10	Faston
		LPXCS10	Spring clamp
1EM	LPXC10A	Screw	
1NC	LPXC01	Screw	
	LPXCF01	Faston	
	LPXCS01	Spring clamp	
1LB	LPXC01D	Screw	
1NO+1NC	LPXC11	Screw	
2NO	LPXC20	Screw	
2NC	LPXC02	Screw	

Contact elements for push-push button actuators

See page 8-39.

Type: LPXC10A (1EM)
LPXC01 (1NC)

Up to 6 contacts can be fitted: 2 each on the left, middle and right, one behind the other.

All actuators are standard supplied with action plug for middle contacts.


Certifications and compliance

Certifications: cULus, EAC, RINA.
Compliant with standards: IEC/EN/BS 60947-1, IEC/EN/BS 60947-5-1, UL508, CSA C22.2 n° 14.


8 Pushbuttons and selector switches

PLatinum series
Ø30mm flat metal

Pushbutton actuators, spring return, with symbol



LPFB11...



LPFB21...

Order code	Symbol	Actuator colour	Qty per pkg	Wt
			n°	[kg]
Flush (without mounting adapter). Spring return.				
LPFB1102	0	Black	5	0.060
LPFB1104		Red	5	0.060
LPFB1113	I	Green	5	0.060
LPFB1118		White	5	0.060
LPFB1123	II	Green	1	0.060
LPFB1128		White	1	0.060
LPFB1132	STOP	Black	1	0.060
LPFB1134		Red	5	0.060
LPFB1142	← ①	Black	5	0.060
LPFB1148		White	5	0.060
LPFB1152	↑ ②	Black	5	0.060
LPFB1158		White	5	0.060
LPFB1163	START	Green	5	0.060
LPFB1168		White	1	0.060
LPFB1176	R	Blue	1	0.060
LPFB1178		White	1	0.060
LPFB1196	RESET	Blue	5	0.060
LPFB1502	↔	Black	5	0.060
LPFB1512	↔	Black	5	0.060

Extended (without mounting adapter). Spring return.

LPFB2102	0	Black	5	0.062
LPFB2104		Red	5	0.062
LPFB2132	STOP	Black	1	0.062
LPFB2134		Red	5	0.062

- ① Arrow symbol can be used to indicate right or left.
- ② Arrow symbol can be used to indicate up or down.

Pushbutton actuators, spring return, with special symbols



LPFB...

Order code	Symbol	Actuator colour	Qty per pkg	Wt
			n°	[kg]
Spring return (without mounting adapter).				
LPFB①②18③	⚡	③	50	0.062
LPFB①②34③	MAN	③	50	0.062
LPFB①②35③	AUTO	③	50	0.062
LPFB①②22③	↗	③	50	0.062
LPFB①②23③	⏏	③	50	0.062

Note: for other symbols see page 8-37.

- ① Add letter "L" if illuminated type is required.
- ② For the type of actuator, add: 1 for flush or 2 for extended.
- ③ Add the actuator colour: 2 black only for non-illuminated type; 3 green, 4 red, 5 yellow, 6 blue, 8 white or 7 transparent for illuminated version.
- ④ Products available on specific request for a minimum multiple quantity of 50 pieces per type.
- ⑤ Consult Technical support for assistance; see contact details or inside front cover.
- ⑥ Symbol indicating dangerous voltage (IEC 60417 5036-a).

Examples of complete order codes:

LPFB2258 – extended non-illuminated white pushbutton with + symbol
LPFB1685 – flush illuminated yellow pushbutton actuator with ⚡ symbol.

Operational characteristics

- Any mounting position allowed
- Ambient conditions:
 - Operating temperature: -25...+70°C
 - Storage temperature: -40...+85°C
- Degree of protection:
 - Per IEC/EN: IP66, IP67 and IP69K
 - Per UL: Type 1, 2, 3R, 4, 4X, 12, 12K.

Materials

An aluminium and zinc alloy (zama) is used for the metal part whereas plastic parts are made of polyamide.

Mechanical endurance

Operating force: <0.5kg/1.1lb (actuator).
Mechanical life: 5,000,000 cycles.

Mounting adapter

See page 8-38.

Type: LPXAU120M.

The actuators fit into a Ø30mm/Ø1.18" hole. The fixing of the base to the mounting surface is made using the adapter supplied with the actuator and the screws incorporated in the base (Tmax = 0.7Nm/6.1lb.in).

Contact elements for spring return button actuators

See page 8-38 to 8-40.

Type	Terminals	
1NO	LPXC10	Screw
	LPXCF10	Faston
	LPXCS10	Spring clamp
1EM	LPXC10A	Screw
1NC	LPXC01	Screw
	LPXCF01	Faston
	LPXCS01	Spring clamp
1LB	LPXC01D	Screw
1NO+1NC	LPXC11	Screw
2NO	LPXC20	Screw
	LPXC02	Screw

All LPFB... actuators are standard supplied with action plug for middle contacts.

Certifications and compliance

Certifications: cULus, EAC, RINA.

Compliant with standards: IEC/EN/BS 60947-1, IEC/EN/BS 60947-5-1, UL508, CSA C22.2 n° 14.

8 Pushbuttons and selector switches

PLatinum series
Ø30mm flat metal




Selector switch actuators lever



LPFS1...

Order code	Type of positions	Qty per pkg	Wt
		n°	[kg]
2 positions (without mounting adapter).			
LPFS120		5	0.062
LPFS121		5	0.062
3 positions (without mounting adapter).			
LPFS130		5	0.062
LPFS131		5	0.062
LPFS132		5	0.062
LPFS133		5	0.062

Selector switch actuators long lever



LPFS2...

Order code	Type of positions	Qty per pkg	Wt
		n°	[kg]
2 positions (without mounting adapter).			
LPFS220		5	0.065
LPFS221		5	0.065
3 positions (without mounting adapter).			
LPFS230		5	0.065
LPFS231		5	0.065
LPFS232		5	0.065
LPFS233		5	0.065

Selector switch actuators key (Ronis)



LPFS3...

Order code	Type of positions	Qty per pkg	Wt
		n°	[kg]
2 positions (without mounting adapter).			
LPFS320		5	0.095
LPFS320RⓂ		1	0.095
LPFS321		5	0.095
LPFS321RⓂ		1	0.095
LPFS340		5	0.095
LPFS340RⓂ		1	0.095
3 positions (without mounting adapter).			
LPFS330		5	0.095
LPFS330RⓂ		1	0.095
LPFS331		5	0.095
LPFS331RⓂ		1	0.095
LPFS332Ⓜ		5	0.095
LPFS332RⓂⓂ		1	0.095
LPFS333Ⓜ		5	0.095
LPFS333RⓂⓂ		1	0.095
LPFS350		5	0.095
LPFS350RⓂ		1	0.095
LPFS360		5	0.095
LPFS360RⓂ		1	0.095
LPFS370Ⓜ		5	0.095
LPFS370RⓂⓂ		1	0.095
LPFS380Ⓜ		5	0.095
LPFS380RⓂⓂ		1	0.095
LPFS390Ⓜ		5	0.095
LPFS390RⓂⓂ		1	0.095

Ⓜ Versions with different key codes. Complete with the numeric code of the key. The following versions are available: 421E, 520E, 3433E, 621E, 622E. Example of complete code: LPCS320R421E.
Ⓜ Available only on specific request.

Operational characteristics

- Any mounting position allowed
- Standard key types supplied with Ronis key code n° 455
- Ambient conditions:
 - Operating temperature: -25...+70°C
 - Storage temperature: -40...+85°C
- Degree of protection:
 - Per IEC/EN: IP66, IP67 and IP69K
 - Per UL: Type 1, 2, 3R, 4, 4X, 12, 12K.

Materials

An aluminium and zinc alloy (zama) is used for the metal part whereas plastic parts are made of polyamide.

Mechanical endurance

Mechanical life: 1,000,000 cycles.

Mounting adapter

See page 8-38.

Type: LPXAU120M.

The actuators fit into a Ø30mm/Ø1.18" hole. The fixing of the base to the mounting surface is made using the adapter supplied with the actuator and the screws incorporated in the base (Tmax = 0.7Nm/6.1lb.in).

Contact elements

See page 8-38 to 8-40.

Type	Terminals
------	-----------

Front-mount types snap onto LPXAU120M mounting adapter (to purchase separately).

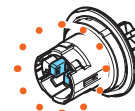
Up to:

- 6 single contacts, 2 left, 2 middle and 2 right or 3 left and 3 right;
- 3 double contacts, 1 left, 1 middle and 1 right.

The LPXAU120M mounting adapter can also be fitted internally to the cover of the LPZ... control station with up to 3 elements per actuator.

1NO	LPXC10	Screw
	LPXCF10	Faston
	LPXCS10	Spring clamp
1EM	LPXC10A	Screw
1NC	LPXC01	Screw
	LPXCF01	Faston
	LPXCS01	Spring clamp
1LB	LPXC01D	Screw
1NO+1NC	LPXC11	Screw
2NO	LPXC20	Screw
2NC	LPXC02	Screw

Activation of the middle contacts is coupled to the side contacts; the relative mechanism pins are standard supplied.



The middle contact activation, with respect to the right and left side contact, can be changed by the user, if required, by removing one mechanism pin.

Type of position

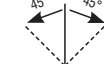
- Maintained position.
- Spring return position.
- Key extraction position.

Rotation angles

2 positions



3 positions



Certifications and compliance


Certifications: cULus, EAC, RINA.

Compliant with standards: IEC/EN/BS 60947-1, IEC/EN/BS 60947-5-1, UL508, CSA C22.2 n° 14.

8 Pushbuttons and selector switches

PLatinum series
Ø30mm flat metal

Selector switch actuators knob

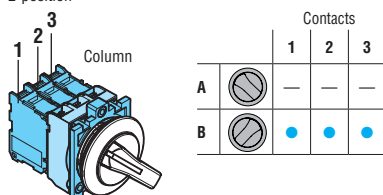


LPFS4...

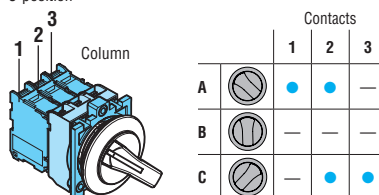
Order code	Type of positions	Qty per pkg	Wt
		n°	[kg]
2 positions (without mounting adapter).			
LPFS420	∇	5	0.072
LPFS421	∇	5	0.072
3 positions (without mounting adapter).			
LPFS430	∇	5	0.072
LPFS431	∇	5	0.072
LPFS432	∇	5	0.072
LPFS433	∇	5	0.072

Contact activation

2-position



3-position



Operational characteristics

- Any mounting position allowed
- Ambient conditions:
 - Operating temperature: -25...+70°C
 - Storage temperature: -40...+85°C
- Degree of protection:
 - Per IEC/EN: IP66, IP67 and IP69K
 - Per UL: Type 1, 2, 3R, 4, 4X, 12, 12K.

Materials

An aluminium and zinc alloy (zama) is used for the metal part whereas plastic parts are made of polyamide.

Mechanical endurance

Mechanical life: 1,000,000 cycles.

Mounting adapter

See page 8-38.

Type: LPXAU120M.

The actuators fit into a Ø30mm/Ø1.18" hole. The fixing of the base to the mounting surface is made using the adapter supplied with the actuator and the screws incorporated in the base (Tmax = 0.7Nm/6.1lb.in).

Contact elements

See page 8-38 to 8-40.

Type	Terminals
------	-----------

Front-mount types snap onto LPXAU120M mounting adapter (to purchase separately).

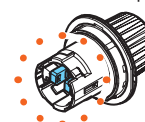
Up to:

- 6 single contacts, 2 left, 2 middle and 2 right or 3 left and 3 right;
- 3 double contacts, 1 left, 1 middle and 1 right.

The LPXAU120M mounting adapter can also be fitted internally to the cover of the LPZ... control station with up to 3 elements per actuator.

1NO	LPXC10	Screw
	LPXCF10	Faston
	LPXCS10	Spring clamp
1EM	LPXC10A	Screw
1NC	LPXC01	Screw
	LPXCF01	Faston
	LPXCS01	Spring clamp
1LB	LPXC01D	Screw
1NO+1NC	LPXC11	Screw
2NO	LPXC20	Screw
2NC	LPXC02	Screw

Activation of the middle contacts is coupled to the side contacts; the relative mechanism pins are standard supplied.



The middle contact activation, with respect to the right and left side contact, can be changed by the user, if required, by removing one mechanism pin.

Type of position

- ∇ Maintained position.
- ∇ Spring return position.

Rotation angles

2 positions



3 positions



Certifications and compliance

Certifications: cULus, EAC, RINA.

Compliant with standards: IEC/EN/BS 60947-1, IEC/EN/BS 60947-5-1, UL508, CSA C22.2 n° 14.

Illuminated button actuators, spring return



LPFBL10...




LPFBL20...

Illuminated push-push button actuators



LPFQL10...



LPFQL20...

Order code	Actuator colour	Qty per pkg	Wt
		n°	[kg]
Flush (without mounting adapter). Spring return.			
LPFBL103	Green	5	0.070
LPFBL104	Red	5	0.070
LPFBL105	Yellow	5	0.070
LPFBL106	Blue	5	0.070
LPFBL107	Transparent	5	0.070

Extended (without mounting adapter). Spring return.			
LPFBL203	Green	5	0.072
LPFBL204	Red	5	0.072
LPFBL205	Yellow	5	0.072
LPFBL206	Blue	5	0.072
LPFBL207	Transparent	5	0.072

Order code	Actuator colour	Qty per pkg	Wt
		n°	[kg]
Flush (without mounting adapter). Push on-push off.			
LPFQL103⓪	Green	5	0.070
LPFQL104⓪	Red	5	0.070
LPFQL105⓪	Yellow	5	0.070
LPFQL106⓪	Blue	5	0.070
LPFQL107⓪	Transparent	5	0.070

Extended (without mounting adapter). Push on-push off.			
LPFQL203⓪	Green	5	0.072
LPFQL204⓪	Red	5	0.072
LPFQL205⓪	Yellow	5	0.072
LPFQL206⓪	Blue	5	0.072
LPFQL207⓪	Transparent	5	0.072

⓪ Use contact elements LPXC10A (EM) and LPXC01 (NC) only. Contact elements LPXC10 (NO) and LPXC01D (LB) or double contacts cannot be fitted on these actuators.

Operational characteristics

- Any mounting position allowed
- Ambient conditions:
 - Operating temperature: -25...+70°C
 - Storage temperature: -40...+85°C
- Degree of protection:
 - Per IEC/EN: IP66, IP67 and IP69K
 - Per UL: Type 1, 2, 3R, 4, 4X, 12, 12K.

Materials

An aluminium and zinc alloy (zama) is used for the metal part whereas plastic parts are made of polyamide.

Mechanical endurance

- Operating force: <0.5kg/1.1lb (actuator).
Mechanical life:
- Spring return actuators: 5,000,000 cycles
 - Push-push actuators: 500,000 cycles.

Mounting adapter

See page 8-38.

Type: LPXAU120M.

The actuators fit into a Ø30mm/Ø1.18" hole. The fixing of the base to the mounting surface is made using the adapter supplied with the actuator and the screws incorporated in the base (Tmax = 0.7Nm/6.1lb.in).

Contact elements for illuminated spring return actuators

See page 8-38 to 8-40.

Type	Terminals	
1NO	LPXC10	Screw
	LPXCF10	Faston
	LPXCS10	Spring clamp
1EM	LPXC10A	Screw
1NC	LPXC01	Screw
	LPXCF01	Faston
	LPXCS01	Spring clamp
1LB	LPXC01D	Screw
1NO+1NC	LPXC11	Screw
2NO	LPXC20	Screw
2NC	LPXC02	Screw

Contact elements for illuminated push-push button actuators

See page 8-39.

Type: LPXC10A (1EM)
LPXC01 (1NC)

Up to 4 contacts can be fitted: 2 each on the left and right, one behind the other.

LED light elements

See pages 8-43 and 44.


Certifications and compliance

Certifications: cULus, EAC, RINA.
Compliant with standards: IEC/EN/BS 60947-1, IEC/EN/BS 60947-5-1, UL508, CSA C22.2 n° 14.

8 Pushbuttons and selector switches

PLatinum series
Ø30mm flat metal

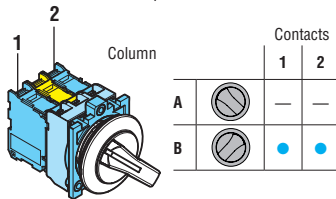
Illuminated selector switch actuators



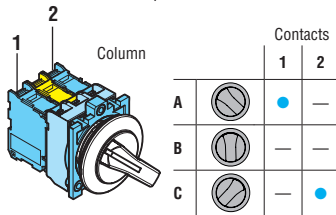
LPFSL1...

Order code	Actuator colour	Type of positions	Qty per pkg n°	Wt [kg]
2 positions (without mounting adapter).				
LPFSL1203	Green	∇	5	0.060
LPFSL1204	Red		5	0.060
LPFSL1205	Yellow		5	0.060
LPFSL1206	Blue		5	0.060
LPFSL1208	White		5	0.060
LPFSL1213	Green	∇	5	0.060
LPFSL1214	Red		1	0.060
LPFSL1215	Yellow		1	0.060
LPFSL1216	Blue		1	0.060
LPFSL1218	White		5	0.060
3 positions (without mounting adapter).				
LPFSL1303	Green	∇	5	0.060
LPFSL1304	Red		5	0.060
LPFSL1305	Yellow		5	0.060
LPFSL1306	Blue		5	0.060
LPFSL1308	White		5	0.060
LPFSL1313	Green	∇	5	0.060
LPFSL1314	Red		1	0.060
LPFSL1315	Yellow		1	0.060
LPFSL1316	Blue		1	0.060
LPFSL1318	White		5	0.060
LPFSL1323	Green	∇	5	0.060
LPFSL1324	Red		1	0.060
LPFSL1325	Yellow		1	0.060
LPFSL1326	Blue		1	0.060
LPFSL1328	White		5	0.060
LPFSL1333	Green	∇	5	0.060
LPFSL1334	Red		1	0.060
LPFSL1335	Yellow		1	0.060
LPFSL1336	Blue		1	0.060
LPFSL1338	White		5	0.060

Contact activation of 2-position selector switch



Contact activation of 3-position selector switch



Operational characteristics

- Any mounting position allowed
- Ambient conditions:
 - Operating temperature: -25...+70°C
 - Storage temperature: -40...+85°C
- Degree of protection:
 - Per IEC/EN: IP66, IP67 and IP69K
 - Per UL: Type 1, 2, 3R, 4, 4X, 12, 12K.

Materials

An aluminium and zinc alloy (zama) is used for the metal part whereas plastic parts are made of polyamide.

Mechanical endurance

Operating force: <0.5kg/1.1lb (actuator).
Mechanical life:
- Selector switches: 1,000,000 cycles.

Mounting adapter

See page 8-38.

Type: LPXAU120M.

The actuators fit into a Ø30mm/Ø1.18" hole. The fixing of the base to the mounting surface is made using the adapter supplied with the actuator and the screws incorporated in the base (Tmax = 0.7Nm/6.1lb.in).

Contact elements


See page 8-38 to 8-40.

Type	Terminals	
1N0	LPXC10	Screw
	LPXCF10	Faston
	LPXCS10	Spring clamp
1EM	LPXC10A	Screw
1NC	LPXC01	Screw
	LPXCF01	Faston
	LPXCS01	Spring clamp
1LB	LPXC01D	Screw
1NO+1NC	LPXC11	Screw
2N0	LPXC20	Screw
2NC	LPXC02	Screw

Selector switch type of positions

- ∇ Maintained position.
- ∇ Spring return position.

Selector switch rotation angles



LED light elements

See pages 8-43 and 44.

Certifications and compliance

Certifications: cULus, EAC, RINA.
Compliant with standards: IEC/EN/BS 60947-1, IEC/EN/BS 60947-5-1, UL508, CSA C22.2 n° 14.

8 Pushbuttons and selector switches

PLatinum series
Ø30mm flat metal

Pilot light heads



LPFL...

Order code	Head colour	Qty per pkg	Wt
		n°	[kg]
Without mounting adapter.			
LPFL3	Green	5	0.054
LPFL4	Red	5	0.054
LPFL5	Yellow	5	0.054
LPFL6	Blue	5	0.054
LPFL7	Transparent	5	0.054
LPFL1187	Transparent ⚡ Ⓢ	5	0.054

Ⓢ With symbol indicating dangerous voltage (IEC/EN/BS 60417 5036-a).

Operational characteristics

- Any mounting position allowed
- Ambient conditions:
 - Operating temperature: -25...+70°C
 - Storage temperature: -40...+85°C
- Degree of protection:
 - Per IEC/EN: IP66, IP67 and IP69K
 - Per UL: Type 1, 2, 3R, 4, 4X, 12, 12K.

Materials

An aluminium and zinc alloy (zama) is used for the metal part whereas plastic parts are made of polyamide.

Mounting adapter

See page 8-38.

Type: LPXAU120M.

The actuators fit into a Ø30mm/Ø1.18" hole. The fixing of the base to the mounting surface is made using the adapter supplied with the actuator and the screws incorporated in the base (Tmax = 0.7Nm/6.1lb.in).

LED light elements

See pages 8-43 and 44.

Certifications and compliance

Certifications: cULus, EAC, RINA.

Compliant with standards: IEC/EN/BS 60947-1, IEC/EN/BS 60947-5-1, UL508, CSA C22.2 n° 14.

USB and RJ45 communication interfaces



LPPFD01



LPPFD01L...



LPPFD06

Order code	Description	Qty	Wt
		per pkg	
		n°	[kg]
LPPFD01	USB interface, A/A female type connection	1	0.053
LPPFD01L050	USB interface, A/A female connection with 0.5m long cable	1	0.095
LPPFD01L100	USB interface, A/A female connection with 1m long cable	1	0.115
LPPFD03	USB interface, A/B female type connection	1	0.053
LPPFD05	USB interface, B/A female type connection	1	0.053
LPPFD06	RJ45 interface, Ethernet connection type	1	0.061
LPPFD06L100	RJ45 interface, Ethernet connection with 1m long cable	1	0.125

General characteristics

USB and RJ45 communication interface connectors are used in industrial environments, which in recent years have seen an increase in the number of connections between machines, production lines, equipment and measuring instruments. These interfaces provide the transmission of data in both directions between the various devices.

Operational characteristics

- Rated insulation voltage for LPPFD01, LPPFD03, LPPFD05: 5VAC/DC
- Rated insulation voltage for LPPFD06: 50VAC/DC
- Installed through a Ø30mm/Ø1.18" drilling with a threaded fixing ring (Tmax = 0.8Nm/7lb.in)
- Transmission characteristics for LPPFD01, LPPFD03, LPPFD05: 5Gbps (625MB/sec)
- Transmission characteristics for LPPFD06: Cat.6
- Rated current for LPPFD01, LPPFD03, LPPFD05: 1.5A
- Rated current for LPPFD06: 0.6A
- Insulation resistance: ≥100MΩ
- Contact resistance for LPPFD01, LPPFD03, LPPFD05: ≤30mΩ
- Contact resistance for LPPFD06: ≤40mΩ
- USB connector class: 3.0 (backward compatible with USB class 2.0)
- Ambient conditions:
 - Operating temperature: -25...+70°C
 - Storage temperature: -40...+85°C
- Degree of protection:
 - Per IEC/EN: IP65 on front (with cap mounted)
 - Per IEC/EN: IP20 at rear
 - Per UL: Type 1, 2, 3R, 4, 4X, 12, 12K on front (with cap mounted).

Materials

An aluminium and zinc alloy (zama) is used for the metal part whereas plastic parts are made of polyamide.

Certifications and compliance

Certifications: cULus, EAC, RINA.
Compliant with standards: IEC/EN/BS 60947-1, IEC/EN/BS 60947-5-1, UL508, CSA C22.2 n° 14.

8 Pushbuttons and selector switches

PLatinum series
Ø22mm chromed plastic



Pushbutton actuators, spring return



LPCB10...




LPCB20...



LPCB30...

Order code	Actuator colour	Qty per pkg n°	Wt [kg]
Flush (without mounting adapter). Spring return.			
LPCB102	Black	10	0.025
LPCB103	Green	10	0.025
LPCB104	Red	10	0.025
LPCB105	Yellow	10	0.025
LPCB106	Blue	10	0.025
LPCB108	White	10	0.025
Extended (without mounting adapter). Spring return.			
LPCB202	Black	10	0.027
LPCB203	Green	10	0.027
LPCB204	Red	10	0.027
LPCB205	Yellow	1	0.027
LPCB206	Blue	1	0.027
LPCB208	White	1	0.027
Shrouded (without mounting adapter). Spring return.			
LPCB302	Black	10	0.027
LPCB303	Green	10	0.027
LPCB304	Red	10	0.027
LPCB305	Yellow	1	0.027
LPCB306	Blue	1	0.027
LPCB308	White	1	0.027

Pushbutton actuators, spring return in kit



new

Order code	Actuator colour	Contacts config.	Qty per pkg n°	Wt [kg]
Flush. Spring return.				
LPCB102K10	Black	1NO	1	0.042
LPCB103K10	Green	1NO	1	0.042
LPCB104K01	Red	1NC	1	0.042
LPCB105K10	Yellow	1NO	1	0.042
LPCB106K10	Blue	1NO	1	0.042
LPCB108K10	White	1NO	1	0.042

Push-push button actuators



LPCQ10...



LPCQ20...

Order code	Actuator colour	Qty per pkg n°	Wt [kg]
Flush (without mounting adapter). Push on-push off.			
LPCQ102⓪	Black	10	0.025
LPCQ103⓪	Green	10	0.025
LPCQ104⓪	Red	10	0.025
LPCQ105⓪	Yellow	1	0.025
LPCQ106⓪	Blue	1	0.025
LPCQ108⓪	White	1	0.025
Extended (without mounting adapter). Push on-push off.			
LPCQ202⓪	Black	10	0.027
LPCQ203⓪	Green	10	0.027
LPCQ204⓪	Red	10	0.027
LPCQ205⓪	Yellow	1	0.027
LPCQ206⓪	Blue	1	0.027
LPCQ208⓪	White	1	0.027

⓪ Use contact elements LPXC10A (EM) and LPXC01 (NC) only.
Contact elements LPXC10 (NO) and LPXC01D (LB) or double contacts cannot be fitted on these actuators.

Operational characteristics

- Any mounting position allowed
- Ambient conditions:
 - Operating temperature: -25...+70°C
 - Storage temperature: -40...+85°C
- Degree of protection:
 - Per IEC/EN: IP66, IP67 and IP69K
 - Per UL: Type 1, 2, 3R, 4, 4X, 12, 12K.

Materials

Polyamide.

Mechanical endurance

- Operating force: <0.5kg/1.1lb (actuator).
Mechanical life:
- Spring return actuators: 5,000,000 cycles
 - Push-push actuators: 500,000 cycles.

Mounting adapter

See page 8-38.

Type: LPXAU120.

Actuators are installed through a Ø22mm/Ø0.87" drilling with a threaded fixing ring (Tmax = 2.3Nm/20.3lb.in) also on the cover of LPZ... control stations.

The mounting adapter directly snaps onto the actuator.

Contact elements for spring return button actuators

See page 8-38 to 8-40.

Type	Terminals
Front-mount types snap onto LPXAU120 mounting adapter (to purchase separately). Up to:	
- 9 single contacts, 3 left, 3 middle and 3 right;	
- 6 double contacts, 2 left, 2 middle and 2 right.	
The LPXAU120 mounting adapter can also be fitted internally to the cover of the LPZ... control station with up to 3 elements per actuator.	

1NO	LPXC10	Screw
	LPXCF10	Faston
	LPXCS10	Spring clamp
1EM	LPXC10A	Screw
1NC	LPXC01	Screw
	LPXCF01	Faston
	LPXCS01	Spring clamp
1LB	LPXC01D	Screw
1NO+1NC	LPXC11	Screw
2NO	LPXC20	Screw
2NC	LPXC02	Screw

Base mount types snap into LPZP... control station base. See example on page 8-41.

Up to 3 contacts can be fitted per LPZ... control station actuator.

1NO	LPXCB10	Screw
1NC	LPXCB01	Screw

Contact elements for push-push button actuators

See page 8-39.

Type: LPXC10A (1EM)
LPXC01 (1NC)

Contacts snap onto the adapter also internally on the cover surface of LPZ... control stations.

Up to 6 contacts can be fitted: 2 each on the left, middle and right, one behind of the other; up to 3 elements per control station actuator.

All these actuators are standard supplied with action plug for middle contacts.

Certifications and compliance

Certifications obtained: UL Listed for USA and Canada, (cULus - File E93601), as Auxiliary Devices; EAC, CCC, RINA. Compliant with standards: IEC/EN/BS 60947-1, IEC/EN/BS 60947-5-1, UL508, ENA C22.2 n° 14.

8 Pushbuttons and selector switches

PLatinum series
Ø22mm chromed plastic

Mechanical rest buttons, complete unit, spring return



LPCR1196

Order code	Actuator colour	Qty per pkg	Wt
		n°	[kg]
Flush (5.2mm/0.2" stroke). Adjustable length 0-150mm/5.9". Complete with shaft (without mounting adapter). Spring return.			
LPCR1002	Black	10	0.038
LPCR1003	Green	10	0.038
LPCR1004	Red	10	0.038
LPCR1006	Blue	10	0.038
LPCR1196	Blue (RESET)	10	0.038
Extended (5.2mm/0.2" stroke). Adjustable length 0-150mm/5.9". Complete with shaft (without mounting adapter). Spring return.			
LPCR2004	Red	1	0.040

① With "RESET" caption on actuator.
E.g. Not suitable for LPZ... control stations.

Pushbutton actuators, spring return, with symbol



LPCB11...



LPCB21...

Order code	Symbol	Actuator colour	Qty per pkg	Wt
			n°	[kg]
Flush (without mounting adapter). Spring return.				
LPCB1102	0	Black	10	0.025
LPCB1104		Red	10	0.025
LPCB1113	I	Green	10	0.025
LPCB1118		White	10	0.025
LPCB1123	II	Green	1	0.025
LPCB1128		White	1	0.025
LPCB1132	STOP	Black	1	0.025
LPCB1134		Red	10	0.025
LPCB1142	←	Black	10	0.025
LPCB1148	←	White	10	0.025
LPCB1152	↑	Black	10	0.025
LPCB1158	↑	White	10	0.025
LPCB1163	START	Green	10	0.025
LPCB1168		White	1	0.025
LPCB1176	R	Blue	1	0.025
LPCB1178		White	1	0.025
LPCB1196	RESET	Blue	10	0.025
LPCB1502	⚡	Black	10	0.025
LPCB1512	↔	Black	10	0.025

Extended (without mounting adapter). Spring return.

LPCB2102	0	Black	10	0.027
LPCB2104		Red	10	0.027
LPCB2132	STOP	Black	1	0.027
LPCB2134		Red	10	0.027

① Arrow symbol can be used to indicate right or left.
② Arrow symbol can be used to indicate up or down.

Pushbutton actuators, spring return, with special symbols



LPCB...

Order code	Symbol	Actuator colour	Qty per pkg	Wt
			n°	[kg]
Spring return (without mounting adapter).				
LPCB①②18③	⚡	③	50	0.027
LPCB①②34③	MAN	③	50	0.027
LPCB①②35③	AUTO	③	50	0.027
LPCB①②22③	↗	③	50	0.027
LPCB①②23③	⚠	③	50	0.027

Note: for other symbols see page 8-37.

- ① Add letter "L" if illuminated type is required.
- ② For the type of actuator, add: 1 for flush or 2 for extended.
- ③ Add the actuator colour: 2 black only for non-illuminated type; 3 green, 4 red, 5 yellow, 6 blue, 8 white or 7 transparent for illuminated version.
- ④ Products available on specific request for a minimum multiple quantity of 50 pieces per type.
- ⑤ Consult Technical support for assistance; see contact details or inside front cover.
- ⑥ Symbol indicating dangerous voltage (IEC 60417 5036-a).

Examples of complete order codes:

LPCB2258 – extended non-illuminated white pushbutton with + symbol

LPCB1685 – flush illuminated yellow pushbutton actuator with ⚠ symbol.

Operational characteristics

- Any mounting position allowed
- Fine rod adjustment (1-4mm/0.04-0.16") on front with screwdriver by removing actuator cap for mechanical reset buttons
- Ambient conditions:
 - Operating temperature: -25...+70°C
 - Storage temperature: -40...+85°C
- Degree of protection:
 - Per IEC/EN: IP66, IP67 and IP69K
 - Per UL: Type 1, 2, 3R, 4, 4X, 12, 12K.

Materials

Polyamide.

Mechanical endurance

Operating force: <0.5kg/1.1lb (actuator).
Mechanical life: 5,000,000 cycles.

Mounting adapter

See page 8-38.

Type: LPXAU120.

Actuators are installed through a Ø22mm/Ø0.87" drilling with a threaded fixing ring (Tmax = 2.3Nm/20.3lb.in) also on the cover of LPZ... control stations.

The mounting adapter directly snaps onto the actuator.

Contact elements for mechanical reset buttons

See page 8-38 to 8-40.

Type	Terminals
------	-----------

Front mount types snap onto LPXAU120 mounting adapter (to purchase separately), if any contacts are needed.

Up to:

- 6 single contacts, 3 left and 3 right;
- 4 double contacts, 2 left and 2 right.

1NO	LPXC10	Screw
	LPXCF10	Faston
	LPXCS10	Spring clamp
1EM	LPXC10A	Screw
1NC	LPXC01	Screw
	LPXCF01	Faston
	LPXCS01	Spring clamp
1LB	LPXC01D	Screw
1NO+1NC	LPXC11	Screw
2NO	LPXC20	Screw
2NC	LPXC02	Screw

Contact elements for spring return button actuators

See page 8-38 to 8-40.

Front-mount types snap onto LPXAU120 mounting adapter (to purchase separately).

Up to:

- 9 single contacts, 3 left, 3 middle and 3 right;
- 6 double contacts, 2 left, 2 middle and 2 right.

The LPXAU120 mounting adapter can also be fitted internally to the cover of the LPZ... control station with up to 3 elements per actuator.

See example on page 8-41.

Up to 3 contacts can be fitted per LPZ... control station actuator.

The LPCB... actuators are standard supplied with action plug for middle contacts.

Certifications and compliance

Certifications obtained: UL Listed for USA and Canada, (cULus - File E93601), as Auxiliary Devices; EAC, CCC, RINA. Compliant with standards: IEC/EN/BS 60947-1, IEC/EN/BS 60947-5-1, UL508, CSA C22.2 n° 14.

Mushroom head pushbutton actuators



LPCB614...



LPCB674...



LPCB6344



LPCB6634



LPCB6644



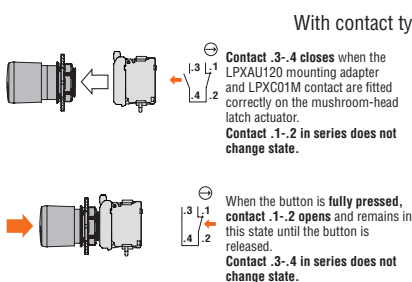
LPCB684...

Mushroom head pushbutton actuators in kit

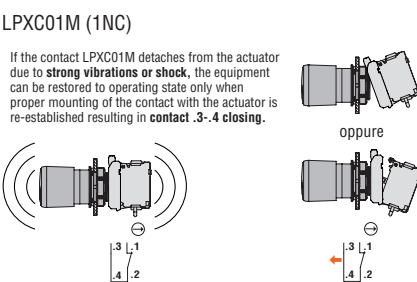


new

Normal operation of auto-monitor contact mounted on surface or on cover of control stations



In case of detachment of only the contact element and/or of the mounting adapter with contact element



Order code	Actuator colour	Qty per pkg	Wt
		n°	[kg]

SPRING RETURN.
Ø40mm/1.57" (without mounting adapter).

LPCB6142	Black	10	0.033
LPCB6143	Green	10	0.033
LPCB6144	Red	10	0.033
LPCB6145	Yellow	10	0.033
LPCB6146	Blue	10	0.033

Ø60mm/2.36" (without mounting adapter).

LPCB6162	Black	10	0.038
LPCB6163	Green	1	0.038
LPCB6164	Red	10	0.038
LPCB6165	Yellow	1	0.038
LPCB6166	Blue	1	0.038

LATCH, PULL TO RELEASE.
Ø40mm/1.57" (without mounting adapter).
For normal stopping.

LPCB6742	Black	10	0.097
----------	-------	----	-------

For emergency stopping, ISO 13850 compliant.

LPCB6744	Red	10	0.097
----------	-----	----	-------

LATCH, TURN TO RELEASE.
Ø40mm/1.57" (without mounting adapter).
For normal stopping.

LPCB6342	Black	10	0.046
LPCB6344	Red	10	0.046

Ø30mm/1.18" (without mounting adapter).
For emergency stopping, ISO 13850 compliant.

LPCB6634	Red	10	0.079
----------	-----	----	-------

Ø40mm/1.57" (without mounting adapter).
For emergency stopping, ISO 13850 compliant.

LPCB6644	Red	10	0.079
----------	-----	----	-------

LATCH, TURN KEY TO RELEASE.
Ø40mm/1.57" (without mounting adapter). Key code n° 455.
For normal stopping.

LPCB6842	Black	10	0.083
LPCB6842R	Black	1	0.083

For emergency stopping, ISO 13850 compliant.

LPCB6844	Red	10	0.083
LPCB6844R	Red	1	0.083

❶ Versions with different key codes.
Complete with the numeric code of the key.
The following versions are available: 421E, 520E, 3433E, 621E, 622E.
Example of complete code: LPCB6844R421E.

Order code	Actuator colour	Contacts config.	Qty per pkg	Wt
			n°	[kg]

LATCH, PULL TO RELEASE.
Ø40mm/1.57".
For emergency stopping, ISO 13850 compliant.

LPCB6744K01	Red	1NC	1	0.056
-------------	-----	-----	---	-------

LATCH, TURN TO RELEASE.
Ø40mm/1.57".
For normal stopping.

LPCB6344K01	Red	1NC	1	0.062
-------------	-----	-----	---	-------

Ø40mm/1.57".
For emergency stopping, ISO 13850 compliant.

LPCB6644K01	Red	1NC	1	0.099
-------------	-----	-----	---	-------

Operational characteristics

- Any mounting position allowed
- Ambient conditions:
 - Operating temperature: -25...+70°C
 - Storage temperature: -40...+85°C
- Degree of protection:
 - Per IEC/EN: IP66, IP67 and IP69K
 - Per UL: Type 1, 2, 3R, 4, 4X, 12, 12K.

Materials

Polyamide.

Mechanical endurance

- Operating force: <0.5kg/1.1lb (actuator).
Mechanical life:
- Spring return mushroom-head actuators: 5,000,000 cycles
 - Latch mushroom-head actuators: 300,000 cycles.

Mounting adapter

See page 8-38.

Type: LPXAU120.

Actuators are installed through a Ø22mm/Ø0.87" drilling with a threaded fixing ring (Tmax = 2.3Nm/20.3lb.in) also on the cover of LPZ... control stations.

The mounting adapter directly snaps onto the actuator.

Contact elements

See page 8-38 to 8-40.

Type	Terminals
1NO	LPXC10 Screw
	LPXCF10 Faston
	LPXCS10 Spring clamp
1EM	LPXC10A Screw
1NC	LPXC01 Screw
	LPXCF01 Faston
	LPXCS01 Spring clamp
1LB	LPXC01D Screw
1NO+1NC	LPXC11 Screw
2NO	LPXC20 Screw
2NC	LPXC02 Screw

Base mount types snap into LPZP... control station base.

See example on page 8-41.

Up to 3 contacts can be fitted per LPZ... control station actuator.

1NO	LPXCB10	Screw
1NC	LPXCB01	Screw

AUTO-MONITOR CONTACT with MUSHROOM-HEAD LATCH types only: 2 elements max of this type can be mounted. In addition, another type of contact can be mounted. The LPXAU120M mounting adapter can also be fitted internally to the cover of the LPZ... control station with up to 2 elements per actuator. No LED element can be installed.

Auto-monitor	Terminals
1NC	LPXC01M Screw
1NO	LPXC10 Screw (2 stacked on the right)
	LPXCF10 Faston (2 stacked on the right)
	LPXCS10 Spring clamp (2 stacked on the right)
1NC	LPXC01 Screw (2 stacked on the right)
	LPXCF01 Faston (2 stacked on the right)
	LPXCS01 Spring clamp (2 stacked on the right)

All these actuators are standard-supplied with action plug for middle contacts.

Certifications and compliance

Certifications obtained: UL Listed for USA and Canada, (cULus - File E93601), as Auxiliary Devices; EAC, CCC, RINA. Compliant with standards: IEC/EN/BS 60947-1, IEC/EN/BS 60947-5-1, UL508, CSA C22.2 n° 14.

8 Pushbuttons and selector switches

PLatinum series
Ø22mm chromed plastic

Double-touch actuators, spring return




LPCB71...



LPCB72...

Double-touch actuators, spring return in kit



new

Triple-touch actuators, spring return



LPCB73...

Triple-touch actuators, spring return in kit



new

Order code	Actuator colour	Symbols	Qty per pkg n°	Wt [kg]
------------	-----------------	---------	-------------------	------------

Two flush pushbuttons (without mounting adapter).
Both spring return.

LPCB7112	Black/Red	—	5	0.030
LPCB7113	Green/Red	—	5	0.030
LPCB7114	White/Black	—	5	0.030
LPCB7122	Black/Red	I-O	5	0.030
LPCB7123	Green/Red	I-O	5	0.030
LPCB7124	White/Black	I-O	5	0.030
LPCB7133	Green/Red	Start/Stop	5	0.030
LPCB7191	Black/Black	↑ ↓	5	0.030

One extended and one flush pushbuttons (without mounting adapter). Both spring return.

LPCB7212	Black/Red	—	1	0.030
LPCB7213	Green/Red	—	5	0.030
LPCB7214	White/Black	—	1	0.030
LPCB7222	Black/Red	I-O	5	0.030
LPCB7223	Green/Red	I-O	5	0.030
LPCB7224	White/Black	I-O	1	0.030
LPCB7233	Green/Red	Start/Stop	5	0.030

Order code	Actuator colour	Symbols	Contacts config.	Qty per pkg n°
------------	-----------------	---------	------------------	-------------------

Two flush pushbuttons.
Both spring return.

LPCB7113K11	Green/Red	—	1NO+1NC	1
LPCB7191K20	Black/Black	↑ ↓	2NO	1

Order code	Symbols	Qty per pkg n°	Wt [kg]
------------	---------	-------------------	------------

One middle extended buttons (without mounting adapter).
Spring return.

LPCB7345	↑ STOP ↓	5	0.030
LPCB7355	↑ STOP ↓	5	0.030
LPCB7365	→ STOP ←	5	0.030
LPCB7375	↗ STOP ↙	5	0.030

Order code	Symbols	Contacts config.	Qty per pkg n°	Wt [kg]
------------	---------	------------------	-------------------	------------

One middle extended buttons.
Spring return.

LPCB7355K21	↑ STOP ↓	1NO+1NC+1NO	1	0.058
-------------	----------------	-------------	---	-------

Operational characteristics

- Any mounting position allowed
- Ambient conditions:
 - Operating temperature: -25...+70°C
 - Storage temperature: -40...+85°C
- Degree of protection:
 - Per IEC/EN: IP66, IP67 and IP69K
 - Per UL: Type 1, 2, 3R, 4, 4X, 12, 12K.

Materials

Polyamide.

Mechanical endurance

Operating force: <0.5kg/1.1lb (actuator).
Mechanical life: 1,000,000 cycles.

Mounting adapter

See page 8-38.

Type: LPXAU120.

Actuators are installed through a Ø22mm/Ø0.87" drilling with a threaded fixing ring (Tmax = 2.3Nm/20.3lb.in) also on the cover of LPZ... control stations.

The mounting adapter directly snaps onto the actuator.

Contact elements

See page 8-38 to 8-40.

Type	Terminals
------	-----------

Front-mount types snap onto LPXAU120 mounting adapter (to purchase separately).

For DOUBLE-TOUCH actuators, up to:

- 6 single contacts, 3 left and 3 right;
- 4 double contacts, 2 left and 2 right.

For TRIPLE-TOUCH actuators, up to:

- 9 single contacts, 3 left, 3 middle and 3 right;
- 6 double contacts, 2 left, 2 middle and 2 right.

The LPXAU120 mounting adapter can also be fitted internally to the cover of the LPZ... control station with up to 2 elements for double-touch and 3 elements for triple-touch actuators.

1NO	LPXC10	Screw
	LPXCF10	Faston
	LPXCS10	Spring clamp
1EM	LPXC10A	Screw
1NC	LPXC01	Screw
	LPXCF01	Faston
	LPXCS01	Spring clamp
1LB	LPXC01D	Screw
1NO+1NC	LPXC11	Screw
2NO	LPXC20	Screw
2NC	LPXC02	Screw

Base mount types snap into LPZP... control station base.
See example on page 8-41.

For DOUBLE-TOUCH actuators, 2 contacts need to be fitted, one on the left and one on the right.

For TRIPLE-TOUCH actuators, 3 contacts need to be fitted: one each on the left, middle and right.

1NO	LPXCB10	Screw
1NC	LPXCB01	Screw

Certifications and compliance

Certifications obtained: UL Listed for USA and Canada, (cULus - File E93601), as Auxiliary Devices; EAC, CCC, RINA. Compliant with standards: IEC/EN/BS 60947-1, IEC/EN/BS 60947-5-1, UL508, CSA C22.2 n° 14.

8 Pushbuttons and selector switches

PLatinum series
Ø22mm chromed plastic




Selector switch actuators lever



LPCS1...

Order code	Type of positions	Qty per pkg n°	Wt [kg]
2 positions (without mounting adapter).			
LPCS120	∇	10	0.037
LPCS121	∇	10	0.037
3 positions (without mounting adapter).			
LPCS130	∇	10	0.037
LPCS131	∇	10	0.037
LPCS132	∇	10	0.037
LPCS133	∇	10	0.037

Selector switch actuators lever in kit



new

Order code	Type of positions	Contacts config.	Qty per pkg n°	Wt [kg]
2 positions.				
LPCS120K10	∇	1NO	1	0.050
3 positions.				
LPCS130K20	∇	1NO+1NO	1	0.058
LPCS131K20	∇	1NO+1NO	1	0.058

Selector switch actuators long lever

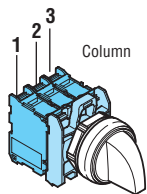


LPCS2...

Order code	Type of positions	Qty per pkg n°	Wt [kg]
2 positions (without mounting adapter).			
LPCS220	∇	10	0.040
LPCS221	∇	10	0.040
3 positions (without mounting adapter).			
LPCS230	∇	10	0.040
LPCS231	∇	10	0.040
LPCS232	∇	10	0.040
LPCS233	∇	10	0.040

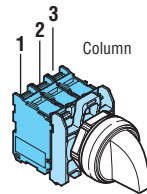
Contact activation

2-positions



Contacts	Column		
	1	2	3
A	●	—	—
B	●	●	●

3-positions



Contacts	Column		
	1	2	3
A	●	●	—
B	—	—	—
C	—	●	●

Operational characteristics

- Any mounting position allowed
- Standard key types supplied with Ronis key code n° 455
- Ambient conditions:
 - Operating temperature: -25...+70°C
 - Storage temperature: -40...+85°C
- Degree of protection:
 - Per IEC/EN: IP66, IP67 and IP69K
 - Per UL: Type 1, 2, 3R, 4, 4X, 12, 12K.

Materials

Polyamide.

Mechanical endurance

Mechanical life: 1,000,000 cycles.

Mounting adapter

See page 8-38.

Type: LPXAU120.

Actuators are installed through a Ø22mm/Ø0.87" drilling with a threaded fixing ring (Tmax = 2.3Nm/20.3lb.in) also on the cover of LPZ... control stations.

The mounting adapter directly snaps onto the actuator.

Contact elements

See page 8-38 to 8-40.

Type	Terminals
------	-----------

Front-mount types snap onto LPXAU120 mounting adapter (to purchase separately).

Up to:

- 6 single contacts, 2 left, 2 middle and 2 right or 3 left and 3 right;
- 3 double contacts, 1 left, 1 middle and 1 right.

The LPXAU120 mounting adapter can also be fitted internally to the cover of the LPZ... control station with up to 3 elements per actuator.

1NO	LPXC10	Screw
	LPXCF10	Faston
	LPXCS10	Spring clamp
1EM	LPXC10A	Screw
1NC	LPXC01	Screw
	LPXCF01	Faston
	LPXCS01	Spring clamp
1LB	LPXC01D	Screw
1NO+1NC	LPXC11	Screw
2NO	LPXC20	Screw
2NC	LPXC02	Screw

Base mount types snap into LPZP... control station base. See example on page 8-41.

Up to 3 contacts can be fitted per LPZ... control station actuator.

1NO	LPXCB10	Screw
1NC	LPXCB01	Screw

Activation of the middle contacts is coupled to the side contacts; the relative mechanism pins are standard supplied.



The middle contact activation, with respect to the right and left side contact, can be changed by the user, if required, by removing one or both mechanism pins.

Type of position

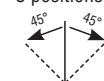
- ∇ Maintained position.
- ∇ Spring return position.

Rotation angles

2 positions



3 positions



Certifications and compliance

Certifications obtained: UL Listed for USA and Canada, (cULus - File E93601), as Auxiliary Devices; EAC, CCC, RINA. Compliant with standards: IEC/EN/BS 60947-1, IEC/EN/BS 60947-5-1, UL508, CSA C22.2 n° 14.

8 Pushbuttons and selector switches

PLatinum series
Ø22mm chromed plastic

Selector switch actuators key (Ronis)




LPCS3...

Order code	Type of positions	Qty per pkg	Wt
		n°	[kg]
2 positions (without mounting adapter).			
LPCS320		10	0.060
LPCS320R⓪		1	0.060
LPCS321		10	0.060
LPCS321R⓪		1	0.060
LPCS340		10	0.060
LPCS340R⓪		1	0.060
3 positions (without mounting adapter).			
LPCS330		10	0.060
LPCS330R⓪		1	0.060
LPCS331		10	0.060
LPCS331R⓪		1	0.060
LPCS332⓪		10	0.060
LPCS332R⓪⓪		1	0.060
LPCS333⓪		10	0.060
LPCS333R⓪⓪		1	0.060
LPCS350		10	0.060
LPCS350R⓪		1	0.060
LPCS360		10	0.060
LPCS360R⓪		1	0.060
LPCS370⓪		10	0.060
LPCS370R⓪⓪		1	0.060
LPCS380⓪		10	0.060
LPCS380R⓪⓪		1	0.060
LPCS390⓪		10	0.060
LPCS390R⓪⓪		1	0.060

⓪ Versions with different key codes. Complete with the numeric code of the key. The following versions are available: 421E, 520E, 3433E, 621E, 622E. Example of complete code: LPC S320 R421E.
⓪ Available only on specific request.

Selector switch actuators key (Ronis) in kit



new

Order code	Type of positions	Contacts config.	Qty per pkg	Wt
			n°	[kg]
2 positions.				
LPCS320K10		1N0	1	0.080

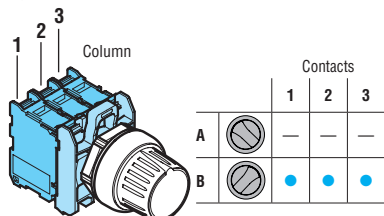
Selector switch actuators knob



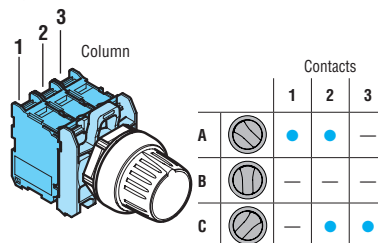
LPCS4...

Contact activation

2-positions



3-positions



Operational characteristics

- Any mounting position allowed
- Standard key types with numeric code n° 455
- Ambient conditions:
 - Operating temperature: -25...+70°C
 - Storage temperature: -40...+85°C
- Degree of protection:
 - Per IEC/EN: IP66, IP67 and IP69K
 - Per UL: Type 1, 2, 3R, 4, 4X, 12, 12K.

Materials

Polyamide.

Mechanical endurance

Mechanical life: 1,000,000 cycles.

Mounting adapter

See page 8-38.

Type: LPXAU120.

Actuators are installed through a Ø22mm/Ø0.87" drilling with a threaded fixing ring (Tmax = 2.3Nm/20.3lb.in) also on the cover of LPZ... control stations.

The mounting adapter directly snaps onto the actuator.

Contact elements

See page 8-38 to 8-40.

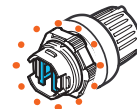
Type	Terminals		
Front-mount types snap onto LPXAU120 mounting adapter (to purchase separately). Up to: - 6 single contacts, 2 left, 2 middle and 2 right or 3 left and 3 right; - 3 double contacts, 1 left, 1 middle and 1 right. The LPXAU120 mounting adapter can also be fitted internally to the cover of the LPZ... control station with up to 3 elements per actuator.	1N0	LPXC10	Screw
		LPXCF10	Faston
		LPXCS10	Spring clamp
1EM	LPXC10A	Screw	
1NC	LPXC01	Screw	
	LPXCF01	Faston	
	LPXCS01	Spring clamp	
1LB	LPXC01D	Screw	
1N0+1NC	LPXC11	Screw	
2N0	LPXC20	Screw	
2NC	LPXC02	Screw	

Base mount types snap into LPZP... control station base. See example on page 8-41.

Up to 3 contacts can be fitted per LPZ... control station actuator.

1N0	LPXCB10	Screw
1NC	LPXCB01	Screw

Activation of the middle contacts is coupled to the side contacts; the relative mechanism pins are standard supplied.



The middle contact activation, with respect to the right and left side contact, can be changed by the user, if required, by removing one or both mechanism pins.

Type of position

- Maintained position.
- Spring return position.
- Key extraction position.

Rotation angles

2 positions



3 positions



Certifications and compliance

Certifications: UL Listed for USA and Canada, (cULus - File E93601), as Auxiliary Devices; EAC, CCC, RINA. Compliant with standards: IEC/EN/BS 60947-1, IEC/EN/BS 60947-5-1, UL508, CSA C22.2 n° 14.

8 Pushbuttons and selector switches

PLatinum series
Ø22mm chromed plastic



Illuminated button actuators, spring return




LPCBL10...



LPCBL20...

Order code	Actuator colour	Qty per pkg	Wt
		n°	[kg]
Flush (without mounting adapter). Spring return.			
LPCBL103	Green	10	0.025
LPCBL104	Red	10	0.025
LPCBL105	Yellow	10	0.025
LPCBL106	Blue	10	0.025
LPCBL107	Transparent	10	0.025
Extended (without mounting adapter). Spring return.			
LPCBL203	Green	10	0.027
LPCBL204	Red	10	0.027
LPCBL205	Yellow	10	0.027
LPCBL206	Blue	10	0.027
LPCBL207	Transparent	10	0.027

Illuminated button actuators, spring return in kit



new

Order code	Actuator colour	Contacts config.	Qty per pkg	Wt
			n°	[kg]
Flush. Spring return. LED element included: 12...30VAC/DC.				
LPCBL103K11PB3	Green	1NO+1NC	1	0.049
LPCBL104K11PB4	Red	1NO+1NC	1	0.049
LPCBL105K11PB5	Yellow	1NO+1NC	1	0.049
LPCBL106K11PB6	Blue	1NO+1NC	1	0.049
LPCBL107K11PB8	Transparent	1NO+1NC	1	0.049
Flush. Spring return. LED element included: 185...265VAC.				
LPCBL103K11PM3	Green	1NO+1NC	1	0.049
LPCBL104K11PM4	Red	1NO+1NC	1	0.049
LPCBL105K11PM5	Yellow	1NO+1NC	1	0.049
LPCBL106K11PM6	Blue	1NO+1NC	1	0.049
LPCBL107K11PM8	Transparent	1NO+1NC	1	0.049

Illuminated push-push button actuators



LPCQL10...



LPCQL20...

Order code	Actuator colour	Qty per pkg	Wt
		n°	[kg]
Flush (without mounting adapter). Push on-push off.			
LPCQL103	Green	10	0.025
LPCQL104	Red	10	0.025
LPCQL105	Yellow	10	0.025
LPCQL106	Blue	10	0.025
LPCQL107	Transparent	10	0.025
Extended (without mounting adapter). Push on-push off.			
LPCQL203	Green	10	0.027
LPCQL204	Red	10	0.027
LPCQL205	Yellow	10	0.027
LPCQL206	Blue	10	0.027
LPCQL207	Transparent	10	0.027

ⓘ Use contact elements LPXC10A (EM) and LPXC01 (NC) only.
Contact elements LPXC10 (NO) and LPXC01D (LB) or double contacts cannot be fitted on these actuators.

Operational characteristics

- Any mounting position allowed
- Ambient conditions:
 - Operating temperature: -25...+70°C
 - Storage temperature: -40...+85°C
- Degree of protection:
 - Per IEC/EN: IP66, IP67 and IP69K
 - Per UL: Type 1, 2, 3R, 4, 4X, 12, 12K.

Materials

Polyamide.

Mechanical endurance

- Operating force: <0.5kg/1.1lb (actuator).
Mechanical life:
- Spring return actuators: 5,000,000 cycles
 - Push-push actuators: 500,000 cycles.

Mounting adapter

See page 8-38.

Type: LPXAU120.

Actuators are installed through a Ø22mm/Ø0.87" drilling with a threaded fixing ring (Tmax = 2.3Nm/20.3lb.in) also on the cover of LPZ... control stations.

The mounting adapter directly snaps onto the actuator.

Contact elements for illuminated spring return actuators

See page 8-38 to 8-40.

Type	Terminals
Front-mount types snap onto LPXAU120 mounting adapter (to purchase separately). Up to:	
- 6 single contacts, 3 left and 3 right;	
- 4 double contacts, 2 left and 2 right.	
The LPXAU120 mounting adapter can also be fitted internally to the cover of the LPZ... control station with up to 2 elements per actuator in addition to the LED element in the middle position.	
1NO	LPXC10 Screw
	LPXCF10 Faston
	LPXCS10 Spring clamp
1EM	LPXC10A Screw
1NC	LPXC01 Screw
	LPXCF01 Faston
	LPXCS01 Spring clamp
1LB	LPXC01D Screw
1NO+1NC	LPXC11 Screw
2NO	LPXC20 Screw
2NC	LPXC02 Screw

Base mount types snap into LPZP... control station base.

See example on page 8-41.

Up to 2 contacts can be fitted per LPZ... control station actuator in addition to the LED element in the middle position.

1NO	LPXCB10	Screw
1NC	LPXCB01	Screw

Contact elements for illuminated push-push button actuators

See page 8-39.

Type: LPXC10A (1EM)
LPXC01 (1NC)

Contacts snap onto mounting adapter and also internally on the cover surface of LPZ... control stations.

Up to 4 contacts can be fitted: 2 each on the left and right, one behind the other; up to 2 elements per control station actuator in addition to the LED element in the middle position.

LED light elements

See pages 8-43 and 44.

Certifications and compliance

Certifications obtained: UL Listed for USA and Canada, (cULus - File E93601), as Auxiliary Devices; EAC, CCC, RINA. Compliant with standards: IEC/EN/BS 60947-1, IEC/EN/BS 60947-5-1, UL508, CSA C22.2 n° 14.

Illuminated mushroom head button actuators



LPCBL614...



LPCBL664...

Order code	Actuator colour	Qty per pkg	Wt
		n°	[kg]
SPRING RETURN. Ø40mm/1.6" (without mounting adapter).			
LPCBL6143	Green	10	0.035
LPCBL6144	Red	10	0.035
LPCBL6145	Yellow	10	0.035
LPCBL6146	Blue	10	0.035
LPCBL6148	White	1	0.035
LATCH, TURN TO RELEASE. Ø40mm/1.6" (without mounting adapter). For normal stopping.			
LPCBL6643	Green	1	0.040
LPCBL6645	Yellow	1	0.040
LPCBL6646	Blue	1	0.040
For emergency stopping, ISO 13850 compliant.			
LPCBL6644	Red	10	0.040

Operational characteristics

- Any mounting position allowed
- Ambient conditions:
 - Operating temperature: -25...+70°C
 - Storage temperature: -40...+85°C
- Degree of protection:
 - Per IEC/EN: IP66, IP67 and IP69K
 - Per UL: Type 1, 2, 3R, 4, 4X, 12, 12K.

Materials

Polyamide.

Mechanical endurance

- Operating force: <0.5kg/1.1lb (actuator).
Mechanical life:
- Spring return mushroom-head actuators: 5,000,000 cycles
 - Latch mushroom-head actuators: 300,000 cycles.

Mounting adapter

See page 8-38.
Type: LPXAU120.
Actuators are installed through a Ø22mm/Ø0.87" drilling with a threaded fixing ring (Tmax = 2.3Nm/20.3lb.in) also on the cover of LPZ... control stations.
The mounting adapter directly snaps onto the actuator.

Contact elements

See page 8-38 to 8-41.

Type	Terminals	
Front-mount types snap onto LPXAU120 mounting adapter (to purchase separately). For LPSBL61... types up to:		
- 6 single contacts, 3 left and 3 right;		
- 4 double contacts, 2 left and 2 right.		
For LPSBL66... types up to:		
- 4 single contacts, 2 left and 2 right;		
- 2 double contacts, 1 left and 1 right.		
The LPXAU120 mounting adapter can also be fitted internally to the cover of the LPZ... control station with up to 2 elements per actuator in addition to the LED element in the middle position.		
1NO	LPXC10	Screw
	LPXCF10	Faston
	LPXCS10	Spring clamp
1EM	LPXC10A	Screw
1NC	LPXC01	Screw
	LPXCF01	Faston
	LPXCS01	Spring clamp
1LB	LPXC01D	Screw
1NO+1NC	LPXC11	Screw
2NO	LPXC20	Screw
2NC	LPXC02	Screw
Auto-monitor	LPXC01M	Screw
1NC	Only for LPCBL66... types	

Base mount types snap into LPZP... control station base. See example on page 8-41.

Up to 2 contacts can be fitted per LPZ... control station actuator in addition to the LED element in the middle position.

1NO	LPXCB10	Screw
1NC	LPXCB01	Screw

LED light elements

See pages 8-43 and 44.

Certifications and compliance

Certifications obtained: UL Listed for USA and Canada, (cULus - File E93601), as Auxiliary Devices; EAC, CCC, RINA. Compliant with standards: IEC/EN/BS 60947-1, IEC/EN/BS 60947-5-1, UL508, CSA C22.2 n° 14.

8 Pushbuttons and selector switches

PLatinum series
Ø22mm chromed plastic



Double-touch actuators, spring return, white indicator




LPCBL71...



LPCBL72...

Double-touch actuators, spring return, white indicator in kit



new

Order code	Actuator colour	Symbol	Qty per pkg n°	Wt [kg]
------------	-----------------	--------	-------------------	------------

Two flush pushbuttons (without mounting adapter).
Both spring return.

LPCBL7112	Black/Red	—	5	0.030
LPCBL7113	Green/Red	—	5	0.030
LPCBL7114	White/Black	—	1	0.030
LPCBL7122	Black/Red	I-O	5	0.030
LPCBL7123	Green/Red	I-O	5	0.030
LPCBL7124	White/Black	I-O	5	0.030
LPCBL7133	Green/Red	Start/Stop	5	0.030
LPCBL7191	Black/Black	↑ ↓	5	0.030

One extended and one flush pushbuttons (without mounting adapter). Both spring return.

LPCBL7212	Black/Red	—	1	0.030
LPCBL7213	Green/Red	—	5	0.030
LPCBL7214	White/Black	—	1	0.030
LPCBL7222	Black/Red	I-O	1	0.030
LPCBL7223	Green/Red	I-O	5	0.030
LPCBL7224	White/Black	I-O	5	0.030
LPCBL7233	Green/Red	Start/Stop	5	0.030

Order code	Actuator colour	Symbol	Contacts config.	Qty per pkg n°
------------	-----------------	--------	------------------	-------------------

Two flush pushbuttons. Both spring return.
LED element included: 12...30VAC/DC.

LPCBL7123K11PB	Green/Red	I-O	1NO+1NC	1
LPCBL7124K11PB	White/Black	I-O	1NO+1NC	1

Two flush pushbuttons. Both spring return.
LED element included: 185...265VAC.

LPCBL7123K11PM	Green/Red	I-O	1NO+1NC	1
LPCBL7124K11PM	White/Black	I-O	1NO+1NC	1

One extended and one flush pushbuttons. Both spring return.
LED element included: 12...30VAC/DC.

LPCBL7223K11PB	Green/Red	I-O	1NO+1NC	1
LPCBL7224K11PB	White/Black	I-O	1NO+1NC	1

One extended and one flush pushbuttons. Both spring return.
LED element included: 185...265VAC.

LPCBL7223K11PM	Green/Red	I-O	1NO+1NC	1
LPCBL7224K11PM	White/Black	I-O	1NO+1NC	1

Operational characteristics

- Any mounting position allowed
- Ambient conditions:
 - Operating temperature: -25...+70°C
 - Storage temperature: -40...+85°C
- Degree of protection:
 - Per IEC/EN: IP66, IP67 and IP69K
 - Per UL: Type 1, 2, 3R, 4, 4X, 12, 12K.

Materials

Polyamide.

Mechanical endurance

- Operating force: <0.5kg/1.1lb (actuator).
Mechanical life:
- Double-touch: 1,000,000 cycles.

Mounting adapter

See page 8-38.

Type: LPXAU120.

Actuators are installed through a Ø22mm/Ø0.87" drilling with a threaded fixing ring (Tmax = 2.3Nm/20.3lb.in) also on the cover of LPZ... control stations.

The mounting adapter directly snaps onto the actuator.

Contact elements

See page 8-38 to 8-40.

Type	Terminals
------	-----------

Front-mount types snap onto LPXAU120 mounting adapter (to purchase separately).

Up to:

- 6 single contacts, 3 left and 3 right;
- 4 double contacts, 2 left and 2 right.

The LPXAU120 mounting adapter can also be fitted internally to the cover of the LPZ... control station with up to 2 elements per actuator in addition to the LED element in the middle position.

1NO	LPXC10	Screw
	LPXCF10	Faston
	LPXCS10	Spring clamp
1EM	LPXC10A	Screw
1NC	LPXC01	Screw
	LPXCF01	Faston
	LPXCS01	Spring clamp
1LB	LPXC01D	Screw
1NO+1NC	LPXC11	Screw
2NO	LPXC20	Screw
2NC	LPXC02	Screw

Base-mount types snap into LPZP... control station base.

See example on page 8-41.

Up to 2 contacts can be fitted per LPZ... control station actuator in addition to the LED element in the middle position.

1NO	LPXCB10	Screw
1NC	LPXCB01	Screw

LED light elements

See pages 8-43 and 44.


Certifications and compliance

Certifications obtained: UL Listed for USA and Canada, (cULus - File E93601), as Auxiliary Devices; EAC, CCC, RINA. Compliant with standards: IEC/EN/BS 60947-1, IEC/EN/BS 60947-5-1, UL508, CSA C22.2 n° 14.

8 Pushbuttons and selector switches

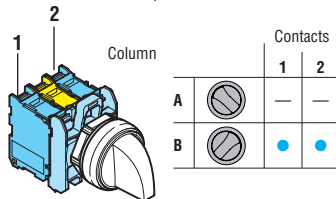
PLatinum series
Ø22mm chromed plastic

Illuminated selector switch actuators

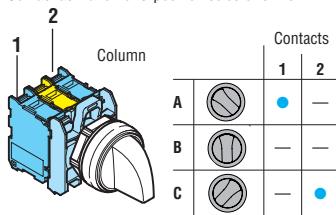


LPCSL1...


Contact activation of 2-position selector switch



Contact activation of 3-position selector switch



Illuminated selector switch actuators in kit



new

Order code	Actuator colour	Type of positions	Qty per pkg	Wt
			n°	[kg]
2 positions (without mounting adapter).				
LPCSL1203	Green	∨	10	0.025
LPCSL1204	Red		10	0.025
LPCSL1205	Yellow		10	0.025
LPCSL1206	Blue		10	0.025
LPCSL1208	White		10	0.025
LPCSL1213	Green	∩	10	0.025
LPCSL1214	Red		1	0.025
LPCSL1215	Yellow		1	0.025
LPCSL1216	Blue		1	0.025
LPCSL1218	White		10	0.025
3 positions (without mounting adapter).				
LPCSL1303	Green	∨	10	0.025
LPCSL1304	Red		10	0.025
LPCSL1305	Yellow		10	0.025
LPCSL1306	Blue		10	0.025
LPCSL1308	White		10	0.025
LPCSL1313	Green	∩	10	0.025
LPCSL1314	Red		1	0.025
LPCSL1315	Yellow		1	0.025
LPCSL1316	Blue		1	0.025
LPCSL1318	White		10	0.025
LPCSL1323	Green	∩	10	0.025
LPCSL1324	Red		1	0.025
LPCSL1325	Yellow		1	0.025
LPCSL1326	Blue		1	0.025
LPCSL1328	White		10	0.025
LPCSL1333	Green	∩	10	0.025
LPCSL1334	Red		1	0.025
LPCSL1335	Yellow		1	0.025
LPCSL1336	Blue		1	0.025
LPCSL1338	White		10	0.025

Order code	Actuator colour	Type of positions	Contacts config.	Qty per pkg
				n°
2 positions. LED element included: 12...30VAC/DC.				
LPCSL120K11PB3	Green	∨	1NO+1NC	1
LPCSL120K11PB4	Red		1NO+1NC	1
LPCSL120K11PB5	Yellow		1NO+1NC	1
2 positions. LED element included: 185...265VAC.				
LPCSL120K11PM3	Green	∨	1NO+1NC	1
LPCSL120K11PM4	Red		1NO+1NC	1
LPCSL120K11PM5	Yellow		1NO+1NC	1
3 positions. LED element included: 12...30VAC/DC.				
LPCSL130K11PB3	Green	∨	1NO+1NC	1
LPCSL130K11PB4	Red		1NO+1NC	1
LPCSL130K11PB5	Yellow		1NO+1NC	1
LPCSL131K11PB4	Red	∩	1NO+1NC	1
LPCSL131K11PB5	Yellow		1NO+1NC	1
3 positions. LED element included: 185...265VAC.				
LPCSL130K11PM3	Green	∨	1NO+1NC	1

Operational characteristics

- Any mounting position allowed
- Ambient conditions:
 - Operating temperature: -25...+70°C
 - Storage temperature: -40...+85°C
- Degree of protection:
 - Per IEC/EN: IP66, IP67 and IP69K
 - Per UL: Type 1, 2, 3R, 4, 4X, 12, 12K.

Materials

Polyamide.

Mechanical endurance

Operating force: <0.5kg/1.1lb (actuator).
Mechanical life:
- Selector switches: 1,000,000 cycles.

Mounting adapter

See page 8-38.

Type: LPXAU120.

Actuators are installed through a Ø22mm/Ø0.87" drilling with a threaded fixing ring (Tmax = 2.3Nm/20.3lb.in) also on the cover of LPZ... control stations.

The mounting adapter directly snaps onto the actuator.

Contact elements

See page 8-38 to 8-40.

Type	Terminals
------	-----------

Front-mount types snap onto LPXAU120 mounting adapter (to purchase separately).

Up to:

- 4 single contacts, 2 left and 2 right;
- 2 double contacts, 1 left and 1 right.

The LPXAU120 mounting adapter can also be fitted internally to the cover of the LPZ... control station with up to 2 elements per actuator in addition to the LED element in the middle position.

1NO	LPXC10	Screw
	LPXCF10	Faston
	LPXCS10	Spring clamp
1EM	LPXC10A	Screw
1NC	LPXC01	Screw
	LPXCF01	Faston
	LPXCS01	Spring clamp
1LB	LPXC01D	Screw
1NO+1NC	LPXC11	Screw
2NO	LPXC20	Screw
2NC	LPXC02	Screw

Base-mount types snap into LPZP... control station base.

See example on page 8-41.

Up to 2 contacts can be fitted per LPZ... control station actuator in addition to the LED element in the middle position.

1NO	LPXCB10	Screw
1NC	LPXCB01	Screw

Selector switch type of positions

- ∨ Maintained position.
- ∩ Spring return position

Selector switch rotation angles

2 positions



3 positions



LED light elements

See pages 8-43 and 44.

Certifications and compliance

Certifications obtained: UL Listed for USA and Canada, (cULus - File E93601), as Auxiliary Devices; EAC, CCC, RINA. Compliant with standards: IEC/EN/BS 60947-1, IEC/EN/BS 60947-5-1, UL508, CSA C22.2 n° 14.

8 Pushbuttons and selector switches

PLatinum series
Ø22mm chromed plastic



Pilot light heads



LPL...

Order code	Head colour	Qty per pkg	Wt
		n°	[kg]
Without mounting adapter.			
LPL3	Green	10	0.024
LPL4	Red	10	0.024
LPL5	Yellow	10	0.024
LPL6	Blue	10	0.024
LPL7	Transparent	10	0.024
LPL1187	Transparent ⚡	10	0.024

⚡ With symbol indicating dangerous voltage (IEC/EN/BS 60417 5036-a).

Operational characteristics

- Any mounting position allowed
- Ambient conditions:
 - Operating temperature: -25...+70°C
 - Storage temperature: -40...+85°C
- Degree of protection:
 - Per IEC/EN: IP66, IP67 and IP69K
 - Per UL: Type 1, 2, 3R, 4, 4X, 12, 12K.

Materials

Polyamide.

Mounting adapter

See page 8-38. Type: LPXAU120.

Pilot light heads are installed through a Ø22mm/Ø0.87" drilling with a threaded fixing ring (Tmax = 2.3Nm/20.3lb.in) also on the cover of LPZ... control stations, with LED element in central position. The mounting adapter directly snaps onto the actuator.

LED light elements

See pages 8-43 and 44.

Certifications and compliance

Certifications obtained: UL Listed for USA and Canada, (cULus - File E93601), as Auxiliary Devices; EAC, CCC, RINA. Compliant with standards: IEC/EN/BS 60947-1, IEC/EN/BS 60947-5-1, UL508, CSA C22.2 n° 14.

LED integrated monoblock pilot lights steady light



LPM...

Order code	Rated auxiliary supply voltage	LED colour	Qty per pkg	Wt
			n°	[kg]
LPMLA1	12VAC/DC	Orange	10	0.021
LPMLA3		Green	10	0.021
LPMLA4		Red	10	0.021
LPMLA5		Yellow	10	0.021
LPMLA6		Blue	10	0.021
LPMLA7		Transparent	10	0.021
LPMLB1		24VAC/DC	Orange	10
LPMLB3	Green		10	0.021
LPMLB4	Red		10	0.021
LPMLB5	Yellow		10	0.021
LPMLB6	Blue		10	0.021
LPMLB7	Transparent		10	0.021
LPMLD1	48VAC/DC		Orange	10
LPMLD3		Green	10	0.021
LPMLD4		Red	10	0.021
LPMLD5		Yellow	10	0.021
LPMLD6		Blue	10	0.021
LPMLD7		Transparent	10	0.021
LPMLE1		110...120VAC	Orange	10
LPMLE3	Green		10	0.024
LPMLE4	Red		10	0.024
LPMLE5	Yellow		10	0.024
LPMLE6	Blue		10	0.024
LPMLE7	Transparent		10	0.024
LPMLM1	230VAC		Orange	10
LPMLM3		Green	10	0.024
LPMLM4		Red	10	0.024
LPMLM5		Yellow	10	0.024
LPMLM6		Blue	10	0.024
LPMLM7		Transparent	10	0.024
LPMLP1		380...415VAC	Orange	10
LPMLP3	Green		10	0.024
LPMLP4	Red		10	0.024
LPMLP5	Yellow		10	0.024
LPMLP6	Blue		10	0.024
LPMLP7	Transparent		10	0.024
LPMLF1	110...125VDC		Orange	10
LPMLF3		Green	10	0.024
LPMLF4		Red	10	0.024
LPMLF5		Yellow	10	0.024
LPMLF6		Blue	10	0.024
LPMLF7		Transparent	10	0.024
LPMLN1		220VDC	Orange	10
LPMLN3	Green		10	0.024
LPMLN4	Red		10	0.024
LPMLN5	Yellow		10	0.024
LPMLN6	Blue		10	0.024
LPMLN7	Transparent		10	0.024

Operational characteristics

- Rated frequency: 50-60Hz
- Auxiliary supply voltage:
 - 110...125VDC, 220VDC (-15%...+10% Ue)
 - 12VAC/DC, 24VAC/DC, 48VAC/DC (-15%...+10% Ue)
 - 110...120VAC, 230VAC, 380...415VAC (-15%...+10% Ue)
- Consumption: ≤20mA
- Installed through a Ø22mm/Ø0.87" drilling with a threaded fixing ring (Tmax = 2.3Nm/20.3lb.in) also on cover of LPZ... control stations
- Electrical life: >30,000 hours
- Screw terminals
- Side cable entry
- Maximum tightening torque: 0.8Nm/7lb.in
- Ambient conditions:
 - Operating temperature: -25...+70°C
- Degree of protection:
 - per IEC/EN: IP66, IP67 and IP69K on front; IP20 at rear
 - per UL: Type 1, 2, 3R, 4, 4X, 12, 12K on front.

Materials

Polyamide.

Maximum conductor cross section

1 or 21.5mm² or AWG16 cables.

Wiring diagram



Certifications and compliance

Certifications: cULus, EAC, CCC (only for LPMLD..., LPMLE... and LPMLM...). Compliant with standards: IEC/EN/BS 60947-1, IEC/EN/BS 60947-5-1, UL508, CSA C22.2 n° 14.

Monoblock potentiometers



LPCPA...

Order code	Resistance value	Qty per pkg	Wt
		n°	[kg]
LPCPA001	1kΩ	1	0.040
LPCPA002	2.5kΩ	1	0.040
LPCPA005	5kΩ	1	0.040
LPCPA010	10kΩ	1	0.040
LPCPA050	50kΩ	1	0.040
LPCPA100	100kΩ	1	0.040
LPCPA500	500kΩ	1	0.040

General characteristics

Monoblock potentiometers are typically used for regulating the parameters of many devices (e.g. the speed of the electric motors through static converters). The monoblock body design permits direct use of the potentiometer by panel fitting with fixing ring and subsequent tightening of cables into the built-in terminal block. The potentiometer is made with Cermet technology, which ensures stable, constant resistance values over time. The, UL-certified, range is made for resistance values from 1 to 500kΩ. All potentiometers are IP66, IP67, IP69K and UL Type 4X, which means that they can be used in demanding ambient conditions.

Operational characteristics

- Rated insulation voltage U_i : 250VAC
- Impulse withstand voltage U_{imp} : 4kV
- Potentiometer included in the product
- Monoblock body with 1-turn graduated scale
- Any fitting position permitted
- Installed through a Ø22mm/Ø0.87" drilling with a threaded fixing ring ($T_{max} = 2.3Nm/20.3lb.in$) also on the cover of LPZ... control stations
- Resistive material: cermet
- Operation: linear
- Resistance tolerance: $\pm 10\%$
- Max. power: 0.5W (70°C)
- Mechanical travel: 290°
- Side cable entry
- Ambient conditions:
 - Operating temperature: -25...+70°C
 - Storage temperature: -40...+85°C
- Degree of protection:
 - Per IEC/EN: IP66, IP67 and IP69K on front
 - Per IEC/EN: IP20 at rear
 - Per UL: Type 1, 2, 3R, 4, 4X, 12, 12K on front.

Materials

Polyamide.

Mechanical endurance

Mechanical life: 25,000 operations.

Maximum conductor cross section

Screw terminal connections with three separate connections:

- Min. cable 0.5mm² / AWG24
- Max. cable 2.5mm² / AWG14
- Maximum tightening torque: 0.5Nm/4.4lb.in
- Flat-head screwdriver: 0.6x3.5mm/0.02x0.14"


Certifications and compliance

Certifications: cULus, EAC, CCC.
Compliant with standards: IEC/EN/BS 60947-1, IEC/EN/BS 60947-5-1, UL508, CSA C22.2 n° 14.

Potentiometer drives



LPXP100



LPXP110

new

Order code	Characteristics	Qty per pkg	Wt
		n°	[kg]
Complete with mounting adapter.			
LPXP100	With graduated scale	1	0.070
LPXP110	With variable index	1	0.070

ⓘ Potentiometer not included.

Operational characteristics

- Suitable for potentiometers with 6 and 6.3mm/0.24-0.25" diameter shaft and minimum 40mm/1.6" shaft length
- Ambient conditions:
 - Operating temperature: -25...+60°C
 - Storage temperature: -40...+70°C
- Any mounting position allowed
- Degree of protection: IP65 (warranted by potentiometers with a cylindrical shaft).

Materials

An aluminium and zinc alloy (zama) is used for the metal part whereas plastic parts are made of polyamide and polycarbonate.

Mechanical endurance

Mechanical life: 300,000 cycles.

Mounting adapter

Standard supply with actuator. The adapter is fixed to the mounting surface by means of incorporated screws ($T_{max} = 0.8Nm/0.59lbft$). Actuators will latch onto the mounting adapter with a simple twist; not suitable for LPZ control stations.

Compliance

Compliant with standards: IEC/EN/BS 60947-1, IEC/EN/BS 60947-5-1.

8 Pushbuttons and selector switches

PLatinum series
Ø22mm chromed plastic

Monoblock buzzers



LPCZS...



LPCZS...IP

Order code	Voltage	Sound intensity at 2800Hz	Qty per pkg	Wt
	[V]	[dB/10cm]	n°	[kg]

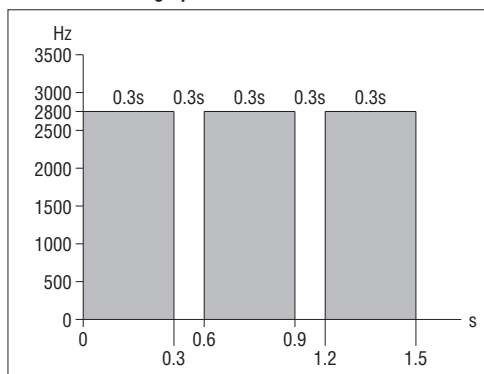
Continuous or pulse tone, IP40 version.

LPCZSA	9...15VAC/DC	90	1	0.020
LPCZSB	18...30VAC/DC	90	1	0.020
LPCZSE	85...140VAC/DC	90	1	0.020
LPCZSM	185...265VAC/DC	90	1	0.020

Continuous or pulse tone, IP66, IP67, IP69K and UL Type 4X version.

LPCZSAIP	9...15VAC/DC	80	1	0.020
LPCZSBIP	18...30VAC/DC	80	1	0.020
LPCZSEIP	85...140VAC/DC	80	1	0.020
LPCZSMIP	185...265VAC/DC	80	1	0.020

Pulse-tone sound graph



General characteristics

Monoblock buzzers are used as sound indicators in automation systems and on-board machinery in the production processes. Long life, low consumption values, compact size and the use of materials, in accordance with the North American market, are the main features of this product.

Operational characteristics

- Rated frequency: 50...60Hz
- Auxiliary supply voltage: 9...15VAC/DC, 18...30VAC/DC, 85...140VAC/DC, 185...265VAC/DC
- Maximum consumption: 20mA-0.30W (type 9...15VAC/DC), 15mA-0.40W (type 18...30VAC/DC), 5.5mA-0.80W (type 85...140VAC/DC), 3.5mA-0.95W (type 185...265VAC/DC)
- Minimum activation voltage: >4V (type 9...15VAC/DC), >8V (type 18...30VAC/DC), >15V (type 85...140VAC/DC), >25V (type 185...265VAC/DC)
- Impulse withstand voltage Uimp: 4kV
- Installed through a Ø22mm/Ø0.87" drilling with a threaded fixing ring (Tmax = 2.3Nm/20.3lb.in) also on the cover of LPZ... control stations
- Service life: 30,000 hours (permanently powered)
- Side cable entry
- Ambient conditions:
 - Operating temperature: -25...+70°C
 - Storage temperature: -40...+85°C
- Degree of protection (type LPCZS...):
 - Per IEC/EN: IP40 on front and IP20 at rear
- Degree of protection (type LPCZS...IP):
 - Per IEC/EN: IP66, IP67, IP69K on front and IP20 at rear
 - Per UL: Type 1, 2, 3R, 4, 4X, 12, 12K on front.

Materials

Polyamide.

Maximum conductor cross section

- Screw terminal connections with three separate connections:
 - Min. cable 0.5mm² / AWG24
 - Max. cable 2.5mm² / AWG14
- Maximum tightening torque: 0.5Nm/4.4lb.in
- Flat-head screwdriver: 0.6x3.5mm/0.02x0.14"

Certifications and compliance

Certifications: cULus, EAC, CCC.
Compliant with standards: IEC/EN/BS 60947-1, IEC/EN/BS 60947-5-1, UL508, CSA C22.2 n° 14.

USB and RJ45 communication interfaces



LPCD01

LPCD05



LPCD01L...

Order code	Description	Qty per pkg	Wt
		n°	[kg]
LPCD01	USB interface, A/A female type connection	1	0.018
LPCD01L050	USB interface, A/A female connection with 0.5m long cable	1	0.050
LPCD01L100	USB interface, A/A female connection with 1m long cable	1	0.080
LPCD03	USB interface, A/B female type connection	1	0.018
LPCD05	USB interface, B/A female type connection	1	0.018
LPCD06	RJ45 interface, Ethernet connection type	1	0.026
LPCD06L100	RJ45 interface, Ethernet connection with 1m long cable	1	0.090

General characteristics

USB and RJ45 communication interface connectors are used in industrial environments, which in recent years have seen an increase in the number of connections between machines, production lines, equipment and measuring instruments. These interfaces provide the transmission of data in both directions between the various devices.

Operational characteristics

- Rated insulation voltage for LPCD01, LPCD03, LPCD05: 5VAC/DC
- Rated insulation voltage for LPCD06: 24VAC
- Installed through a Ø22mm/Ø0.87" drilling with a threaded fixing ring (Tmax = 2.3Nm/20.3lb.in) also on the cover of LPZ... control stations
- Transmission characteristics for LPCD01, LPCD03, LPCD05: 5Gbps (625MB/sec)
- Transmission characteristics for LPCD06: Cat.5E
- Rated current for LPCD01, LPCD03, LPCD05: 1.8A
- Rated current for LPCD06: 1.5A
- Insulation resistance: ≥100MΩ
- Contact resistance for LPCD01, LPCD03, LPCD05: ≤30mΩ
- Contact resistance for LPCD06: ≤40mΩ
- USB connector class: 3.0 (backward compatible with USB class 2.0)
- Ambient conditions:
 - Operating temperature: -25...+70°C
 - Storage temperature: -40...+85°C
- Degree of protection:
 - Per IEC/EN: IP65 on front (with cap mounted)
 - Per IEC/EN: IP20 at rear
 - Per UL: Type 1, 2, 3R, 4, 4X, 12, 12K on front (with cap mounted).

Materials

Polyamide.

Certifications and compliance

Certifications: cULus, EAC, CCC.
Compliant with standards: IEC/EN/BS 60947-1, IEC/EN/BS 60947-5-1, UL508, CSA C22.2 n° 14.

Pushbutton actuators, spring return, with special symbols



LPSB1253



LPFB1253



LPCB1253

Order code	Symbol	Actuator colour	Qty per pkg	Wt
⑤⑥			n°	[kg]
Spring return (without mounting adapter).				
LPOB2254	+	④	50	0.027
LPOB2264	-	④	50	0.027
LPOB2274		④	50	0.027
LPOB2284		④	50	0.027
LPOB2294		④	50	0.027
LPOB2304		④	50	0.027
LPOB2314		④	50	0.027
LPOB2324		④	50	0.027
LPOB2334		④	50	0.027
LPOB2344	MAN	④	50	0.027
LPOB2354	AUTO	④	50	0.027
LPOB2384	TRIP	④	50	0.027
LPOB2394	TEST	④	50	0.027
LPOB2404		④	50	0.027
LPOB2414		④	50	0.027
LPOB2424		④	50	0.027
LPOB2434		④	50	0.027
LPOB2444		④	50	0.027
LPOB2454		④	50	0.027
LPOB2464		④	50	0.027
LPOB2474		④	50	0.027
LPOB2484		④	50	0.027
LPOB2494		④	50	0.027
LPOB2524		④	50	0.027
LPOB2534		④	50	0.027
LPOB2544		④	50	0.027
LPOB2554		④	50	0.027
LPOB2564	START STOP	④	50	0.027
LPOB2574	III	④	50	0.027
LPOB2584	IV	④	50	0.027
LPOB2594		④	50	0.027
LPOB2604		④	50	0.027
LPOB2614		④	50	0.027
LPOB2624		④	50	0.027
LPOB2634		④	50	0.027
LPOB2644		④	50	0.027
LPOB2654		④	50	0.027
LPOB2664		④	50	0.027
LPOB2674		④	50	0.027
LPOB2684		④	50	0.027
LPOB2694		④	50	0.027

- ① Add letter "S" if Ø22mm metal type is required; "F" if Ø30mm flat metal type is required; "C" if Ø22mm chromed plastic type is required.
 - ② Add letter "L" if illuminated type is required.
 - ③ or the type of actuator, add: 1 for flush or 2 for extended.
 - ④ Add the actuator colour: 2 black only for non-illuminated type; 3 green, 4 red, 5 yellow, 6 blue, 8 white or 7 transparent for illuminated version.
 - ⑤ Products available on specific request for a minimum multiple quantity of 50 pieces per type.
 - ⑥ Consult Technical support for assistance; see contact details or inside front cover.
- Examples of complete order codes:
 LPSB2258 - Ø22mm metal white extended pushbutton with + symbol;
 LPFBL1685 - Ø30mm illuminated flat metal yellow flush pushbutton with symbol;
 LPCB1344 - Ø22mm chromed plastic green flush pushbutton with "AUTO" symbol.

Operational characteristics

- Any mounting position allowed
- Ambient conditions:
 - Operating temperature: -25...+70°C
 - Storage temperature: -40...+85°C
- Degree of protection:
 - Per IEC/EN: IP66, IP67 and IP69K
 - Per UL: Type 1, 2, 3R, 4, 4X, 12, 12K.

Materials

Polyamide.

Mechanical endurance

Operating force: <0.5kg/1.1lb (actuator).
 Mechanical life: 5,000,000 cycles.

Mounting adapter

See page 8-38.
 Type: LPXAU120...

Contact elements

See page 8-38 to 8-40.

Type	Terminals
1NO	LPXC10 Screw LPXCF10 Faston LPXCS10 Spring clamp
1EM	LPXC10A Screw
1NC	LPXC01 Screw LPXCF01 Faston LPXCS01 Spring clamp
1LB	LPXC01D Screw
1NO+1NC	LPXC11 Screw
2NO	LPXC20 Screw
2NC	LPXC02 Screw

Base mount types snap into LPZP... control station base.
 See example on page 8-41.

Up to 3 elements can be fitted to the adapter when used with the LPZ... control station.


1NO	LPXCB10	Screw
1NC	LPXCB01	Screw

All these actuators are standard-supplied with action plug for middle contacts.

Certifications and compliance

Certifications obtained: cULus, EAC, CCC, RINA.
 Compliant with standards: IEC/EN/BS 60947-1, IEC/EN/BS 60947-5-1, UL508, CSA C22.2 n° 14.

Mounting adapters



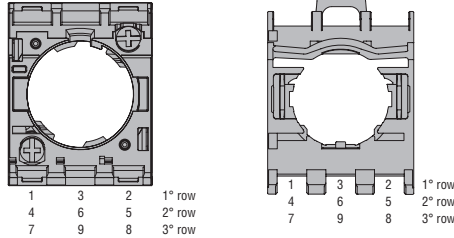
LPXAU120M




LPXAU120

Order code	Description	Qty per pkg	Wt
		n°	[kg]
LPXAU120M	Mounting adapter for metal actuators (LPS... and LPF...)	10	0.019
LPXAU120	Mounting adapter for chromed plastic actuators (LPC...)	10	0.004


Rear view
(reference for element installation)



Mounting adapters with contact elements



LPXE...M



LPXE...

Order code	Function	Qty per pkg	Wt
		n°	[kg]

Screw terminals contact elements. For metal actuators LPS... and LPF... With LPXAU120M mounting adapter.

LPXE10M		5	0.030
LPXE01M		5	0.030

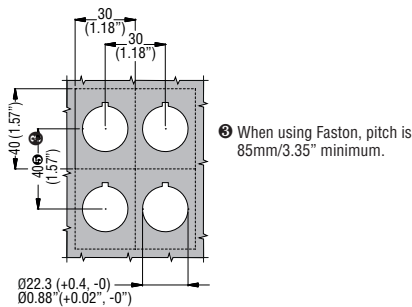
Screw terminals contact elements. For chromed plastic actuators LPC... With LPXAU120 mounting adapter.

LPXE10		10	0.015
LPXE01		10	0.015

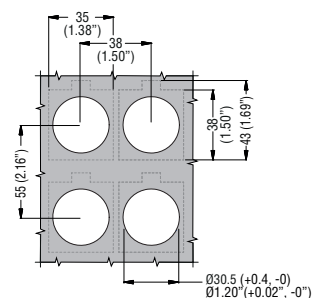
- Use LPXC10A (EM) or LPXC01 (NC) type only with push-push actuators. Not suitable for push-push actuators.
- Direct (positive) opening action in accordance with IEC/EN/BS 60947-5-1.

Drillings

Minimum recommended distances for Ø22mm/0.87" actuators.



Minimum recommended distances for Ø30mm/1.18" actuators.




Operational characteristics

- Any mounting position allowed
- For LPXAU120M: the base is fixed to the mounting surface by 2 screws incorporated in the base (Tmax = 0.7Nm/6.1lb.in)
- Ambient conditions:
 - Operating temperature: -25...+70°C
 - Storage temperature: -40...+85°C.


Certifications and compliance

Certifications: EAC, cULus, CCC, RINA.
Compliant with standards: IEC/EN/BS 60947-1, IEC/EN/BS 60947-5-1, UL508, CSA C22.2 n° 14.

Contact elements with screw terminals



LPXC...



LPXC02

LPXC20



LPXC11

new

Order code	Function	Qty per pkg	Wt
		n°	[kg]

Single contact elements. Screw terminals. Without mounting adapter.

LPXC10 ^①		10	0.011
LPXC10A		10	0.011
LPXC01 ^③		10	0.011
LPXC01D ^{①③}		10	0.011

Double contact elements. Screw terminals. Without mounting adapter.

LPXC20 ^①		10	0.016
LPXC02 ^{①③}		10	0.016
LPXC11 ^{①③}		10	0.016

- ① Use LPXC10A (EM) or LPXC01 (NC) type only with push-push actuators. Not suitable for push-push actuators.
- ② Normally open contact with early-make operation and suitable for push-push actuators.
- ③ Direct (positive) opening action \ominus in accordance with IEC/EN/BS 60947-5-1.
- ④ Normally closed contact with late break operation.

Operational characteristics for screw terminals

- Any mounting position allowed
- Snap onto LPXAU120M or LPXAU120 mounting adapters:
 - See the combinations given under "Contact elements" in the right-hand column for each type of pushbutton and selector switch.
 - A maximum of 3 contacts or 2 contacts and 1 LED element (LPXL... mounted in the middle position) can be fixed internally on the cover surface of LPZ... control stations for each actuator
- Max. tightening torque for screw terminals: 1Nm/8.8lb.in
- Ambient conditions:
 - Operating temperature: -25...+70°C
 - Storage temperature: -40...+85°C
- Degree of protection: IP20.

General characteristics of single contact elements

Wiping action and dual scraping-oscillating effect
IEC rated insulation voltage: 690V
IEC rated thermal current Ith: 10A
Conductivity: 1mA 5V
UL/CSA and IEC/EN/BS 60947-5-1 designation: A600 Q600.

IEC/EN operational characteristics in AC15 category:

[V]	12	24	48	120	240	400	480	500	600
[A]	6	6	6	6	6	3	1.5	1.4	1.2

IEC/EN operational characteristics in DC13 category:

[V]	12	24	48	125	250	440	500	600
[A]	3	3	1.5	0.55	0.27	0.15	0.13	0.1

Short circuit protection fuse: max calibre: 10A gG/SC.

Contact resistance: $\leq 20m\Omega$.

Terminals: clamp screw with washer.

General characteristics of double contact elements

Wiping action and dual scraping-oscillating effect
IEC rated insulation voltage: 250V
IEC rated thermal current Ith: 10A
Conductivity: 1mA 5V
UL/CSA and IEC/EN/BS 60947-5-1 designation: A300 Q300.

IEC/EN operational characteristics in AC15 category:

[V]	12	24	48	120	250
[A]	6	6	6	6	6

IEC/EN operational characteristics in DC13 category:

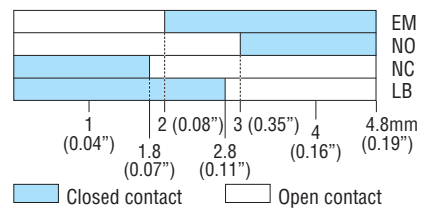
[V]	12	24	48	120	250
[A]	3.5	3.5	1.3	0.6	0.3

Short circuit protection fuse: max calibre: 10A gG/SC.

Contact resistance: $\leq 20m\Omega$.

Terminals: clamp screw with washer.

Stroke of contact elements



Maximum conductor cross section for screw terminals

- single contact: min. 1x0.75mm² or AWG18, max. 2x2.5mm² or AWG14 cables.
- double contact: min. 1x0.75mm² or AWG18, max. 2x1.5mm² or AWG16 cables.


Mechanical and electrical endurance

Operating force: $\leq 0.5kg/1.1lb$ (auxiliary contacts).
Electrical life: 1,000,000 cycles for LPXC10/01/20/02/11;
600,000 cycles for LPXC10A/01D.

Certifications and compliance

Certifications obtained: UL Listed for USA and Canada, (cULus - File E93601), as Auxiliary Devices; EAC, CCC, RINA. Compliant with standards: IEC/EN/BS 60947-1, IEC/EN/BS 60947-5-1, UL508, CSA C22.2 n° 14..

Contact elements with spring-clamp terminals



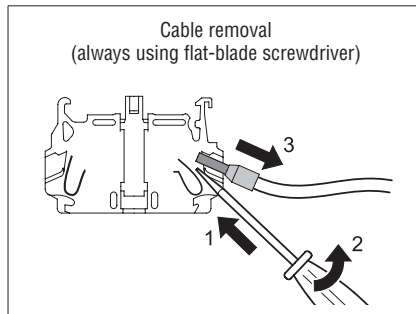
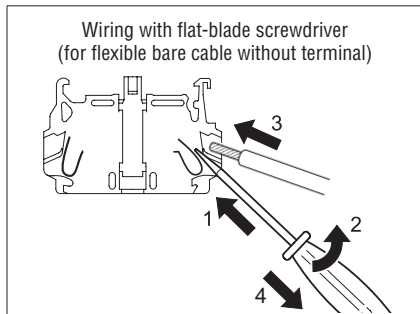
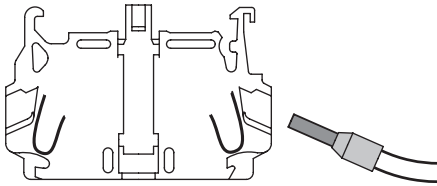
LPXCS01 LPXCS10

Order code	Function	Qty per pkg	Wt
		n°	[kg]
Spring-clamp terminals. Without mounting adapter.			
LPXCS10	NO	10	0.010
LPXCS01	NC	10	0.010


❶ Not suitable for push-push actuators.
 ❷ Direct (positive) opening action in accordance with IEC/EN/BS 60947-5-1.

Push-in wiring technology for rigid cables or with ferrules only - no screwdriver needed
 Cable retaining force guaranteed over time even in presence of vibrations and/or impacts

Push-in technology



Contact elements with Faston terminals



LPXCF01 LPXCF10

Order code	Function	Qty per pkg	Wt
		n°	[kg]
Faston terminals. Without mounting adapter.			
LPXCF10	NO	10	0.012
LPXCF01	NC	10	0.012

❶ Use LPXC10A (EM) or LPXC01 (NC) type only with push-push actuators. Not suitable for push-push actuators.
 ❷ Direct opening operation in accordance with IEC/EN/BS 60947-5-1.

Operational characteristics for spring-clamp terminals

- Snap onto LPXAU120M or LPXAU120 mounting adapters:
 - A maximum of 3 LPXCS... contacts or 2 contacts and 1 LED element (LPXL... mounted in the middle position) can be fixed internally on the cover surface of LPZ... control stations for each actuator
- Any mounting position allowed
- No other element can be stacked behind LED elements
- See the combinations given under "Contact elements" in the right-hand column for each type of pushbutton and selector switch
- Suitable for applications with vibration and/or impact work conditions; cable retaining force guaranteed over time in these conditions
- Wiring also possible after installation with stacked contacts
- Ambient conditions:
 - Operating temperature: -25...+70°C
 - Storage temperature: -40...+85°C
- Degree of protection: IP20.

Operational characteristics for Faston terminals

- Snap onto LPXAU120M or LPXAU120 mounting adapters:
 - A maximum of 3 LPXCF... contacts or 2 contacts and 1 LED element (LPXL... mounted in the middle position) can be fixed internally on the cover surface of LPZ... control stations for each actuator
- Ambient conditions:
 - Operating temperature: -25...+70°C
 - Storage temperature: -40...+85°C
- Degree of protection: IP20.

General characteristics

Wiping action and dual scraping-oscillating effect
 IEC rated insulation voltage: 690V
 IEC rated thermal current Ith: 10A
 Conductivity: 5V 1mA
 UL/CSA and IEC/EN/BS 60947-5-1 designation: A600 Q600.

IEC/EN operational characteristics in AC15 category:

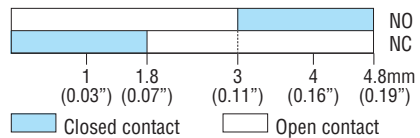
[V]	12	24	48	120	240	400	480	500	600
[A]	6	6	6	6	6	3	1.5	1.4	1.2

IEC/EN operational characteristics in DC13 category:

[V]	12	24	48	125	250	440	500	600
[A]	3	3	1.5	0.55	0.27	0.15	0.13	0.1

Short circuit protection fuse: max calibre: 10A gG/SC.
 Contact resistance: ≤20mΩ.
 Terminals: Faston 1x6.35mm(0.25") or 2x2.8mm(0.11").

Stroke of contact elements



Maximum conductor cross section

- single contact: min. 1x0.75mm² or AWG18, max. 2x2.5mm² or AWG14. For 2.5mm² section, use rounded cable terminal with metal end at least 10mm.

Mechanical and electrical endurance

Opening force: ≤0.5kg/1.1lb (contacts)
 Electrical life: 1,000,000 cycles.

Certifications and compliance

Certifications obtained: UL Listed for USA and Canada, (cULus - File E93601), as Auxiliary Devices; EAC, CCC, RINA. Compliant with standards: IEC/EN/BS 60947-1, IEC/EN/BS 60947-5-1, UL508, CSA C22.2 n° 14.

Auto-monitoring contact element with screw terminals



LPXC01M

new

Order code	Function	Qty per pkg	Wt
		n°	[kg]

Screw terminals. Without mounting adapter. Auto-monitor contact elements for non-illuminated latch mushroom-head pushbuttons.

LPXC01M		4	0.017
---------	--	---	-------

① Direct opening operation \ominus in accordance with IEC/EN/BS 60947-5-1.

Operational characteristics for auto-monitoring contact elements

- Snap onto LPXAU120M or LPXAU120 mounting adapters:
 - Up to 2 LPXC01M contacts can be installed on adapters exclusively on non-illuminated mushroom-head latch actuators with a maximum of 2 single contact elements
 - On the internal surface of LPZ... control station covers, up to 2 LPXC01M contacts with a maximum of 2 single contact elements
- Any mounting position allowed
- Max. tightening torque for screw terminals: 1Nm/8.8lb.in
- Ambient conditions:
 - Operating temperature: -25...+70°C
 - Storage temperature: -40...+85°C
- Degree of protection: IP20.

General characteristics for auto-monitoring contact element

Wiping action and dual scraping-oscillating effect
IEC rated insulation voltage: 2500V
IEC rated thermal current Ith: 10A
Conductivity: 5V 1mA
UL/GSA and IEC/EN/BS 60947-5-1 designation: A300 Q300.

IEC/EN operational characteristics in AC15 category:

[V]	12	24	48	120	250
[A]	6	6	6	6	6

IEC/EN operational characteristics in DC13 category:

[V]	12	24	48	120	250
[A]	3.5	3.5	1.3	0.6	0.3

Short-circuit protection fuse: max calibre: 10A gG/SC.

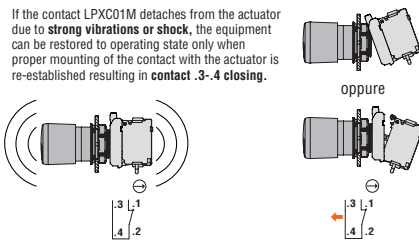
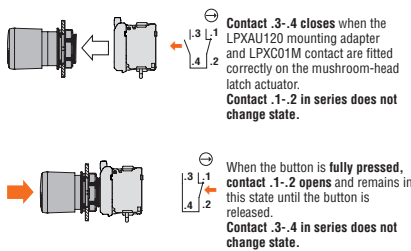
Contact resistance: $\leq 20m\Omega$.

Terminals: Clamp screw with washer.


Normal operation of auto-monitor contact mounted on surface or on cover of control stations

In case of detachment of only the contact element and/or of the mounting adapter with contact element

With contact type LPXC01M (1NC)



Contact elements, base mount on LPZP... control stations with screw terminals



LPXCB...

Order code	Function	Qty per pkg	Wt
		n°	[kg]

Screw terminals. Direct snap-on mounting on LPZP... control station base.

LPXCB10①		10	0.012
LPXCB01 \ominus		10	0.012

① Not suitable for push-push actuators.

② Direct opening operation \ominus in accordance with IEC/EN/BS 60947-5-1.

Operational characteristics for contacts elements for base mount on LPZP... control stations contact elements

Wiping action and dual scraping-oscillating effect
IEC rated insulation voltage: 690V
IEC rated thermal current Ith: 10A
Conductivity: 5V 1mA
UL/GSA and IEC/EN/BS 60947-5-1 designation: A600 Q600.

IEC/EN operational characteristics in AC15 category:

[V]	12	24	48	120	240	400	480	500	600
[A]	6	6	6	6	6	3	1.5	1.4	1.2

IEC/EN operational characteristics in DC13 category:

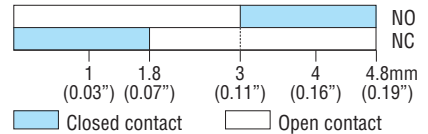
[V]	12	24	48	125	250	440	500	600
[A]	3	3	1.5	0.55	0.27	0.15	0.13	0.1

Short-circuit protection fuse: max calibre: 10A gG/SC.

Contact resistance: $\leq 20m\Omega$.

Terminals: clamp screw with washer.

Stroke of contact elements



Maximum conductor cross section

- Auto-monitoring contact: min. 1x0.75mm² or AWG18, max. 2x1.5mm² or AWG16.
- Contact elements, base mount on LPZP... control stations: min. 1x0.75mm² or AWG18, max. 2x2.5mm² or AWG14.

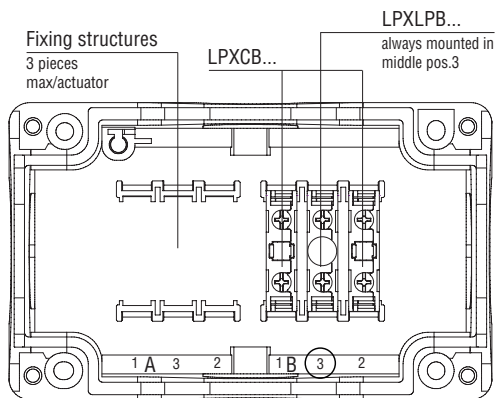
Mechanical and electrical endurance of contact elements

Opening force: $\leq 0.5kg/1.1lb$
Electrical life: 1,000,000 cycles for LPXC10/01/20/02/11;
600,000 cycles for LPXC10A/01D.

Certifications and compliance

Certifications obtained: UL Listed for USA and Canada, (cULus - File E93601), as Auxiliary Devices; EAC, CCC, RINA. Compliant with standards: IEC/EN/BS 60947-1, IEC/EN/BS 60947-5-1, UL508, CSA C22.2 n° 14.

Mounting position on the LPZ... control station base



Test elements for steady light LED elements with screw terminals



LPXT...

Order code	Description	Qty per pkg	Wt
		n°	[kg]
Screw terminals. Without mounting adapter.			
LPXT T100 ^②	Use with LED elements in AC/DC, types LPXLE... (all), LPXLFB..., LPXLPB... and LPXLPSB...	10	0.011
LPXT T101 ^②	Use with LED elements at 85-140VAC for types LPXLFE..., LPXLPE... and LPXLPE...	10	0.011
LPXT T102 ^②	Use with LED elements at 185-265VAC for types LPXLFM..., LPXLPM... and LPXLPSM...	10	0.011

- ① Whenever test circuits include illuminated actuators connected with paralleled load, use two LPXT100 for each LED element.
- ② With DC supply only for LPXT100 type, the LED element works at full voltage and brightness while with AC supply for all LPXT... types, the LED element works at half voltage with reduced brightness level.

Operational characteristics

- Auxiliary supply voltage:
 - LPXT100 test element:
 - 12...30VAC/DC for LPXLEB/LFB/LPB/LPSB...
 - 85...140VAC/DC for LPXLEE...
 - 185...265VAC/DC for LPXLEM...
 - LPXT101 test element: 85...140VAC
 - LPXT102 test element: 185...265VAC
- For use with LED elements LPXLPBB/LPBE/LPBM... types, consult Technical support; see contact details on inside front cover
- Electrical life: 100,000 hours
- Any mounting position allowed
- Snap onto mounting adapter beside the LED element or stacked behind contact elements; also internally on the LPZ... control station cover
- Maximum tightening torque: 1Nm/8.8lb.in
- Ambient conditions:
 - Operating temperature: -25...+70°C
 - Storage temperature: -40...+85°C
- Degree of protection: IP20.

Mounting adapter

See page 8-38.
The mounting adapter directly snaps onto the actuator fixed to the mounting surface.

Maximum conductor cross section

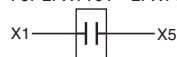
1 or 2 2.5mm² or AWG 12 cables.

Wiring diagram

For LPXT100



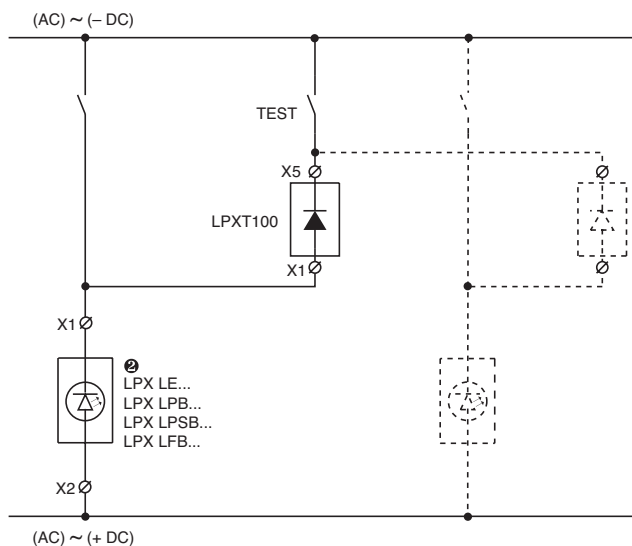
For LPXT101 - LPXT102



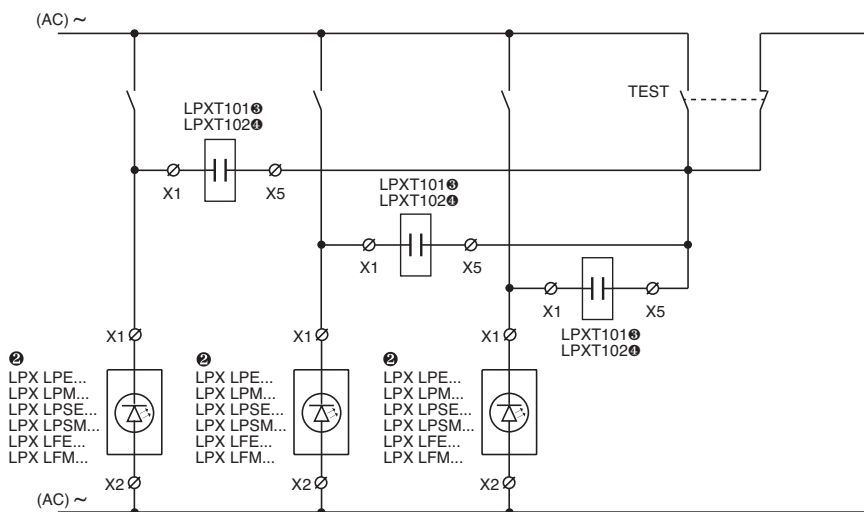
Certifications and compliance

Certifications obtained: UL Listed for USA and Canada, (cULus - File E93601), as Auxiliary Devices; EAC, CCC, RINA. Compliant with standards: IEC/EN/BS 60947-1, IEC/EN/BS 60947-5-1, UL508, CSA C22.2 n° 14.

For LPXT100 test element



For LPXT101 and LPXT102 test elements



- ② Use with LPXLFE..., LPXLPE... or LPXLPE... type.
- ③ Use with LPXLFM..., LPXLPM... or LPXLPSM... type.

LED elements steady light with screw terminals



LPXLP...

Total protection against overvoltages and stray currents in wiring, to reduce flickering phenomenon and withstand vibrations.



LPXLE...

Simple protection against overvoltages and to withstand vibrations.

LED elements flashing light with screw terminals



LPXLF...

Total protection against overvoltages and stray currents in wiring, to reduce flickering phenomenon and withstand vibrations.

Order code	Rated supply voltage	LED colour	Qty per pkg.	Wt
	[V]		n°	[kg]
Steady light, screw terminals. Without mounting adapter.				
LPXLPB3	12...30V AC/DC	Green	10	0.016
LPXLPB4		Red	10	0.016
LPXLPB5		Yellow	10	0.016
LPXLPB6		Blue	10	0.016
LPXLPB8		White	10	0.016
LPXLPE3	85...140V AC	Green	10	0.016
LPXLPE4		Red	10	0.016
LPXLPE5		Yellow	10	0.016
LPXLPE6		Blue	10	0.016
LPXLPE8		White	10	0.016
LPXLP3M3	185...265V AC	Verde	10	0.016
LPXLP3M4		Red	10	0.016
LPXLP3M5		Yellow	10	0.016
LPXLP3M6		Blue	10	0.016
LPXLP3M8		White	10	0.016

Order code	Rated supply voltage	LED colour	Qty per pkg.	Wt
	[V]		n°	[kg]
Steady light, screw terminals. Without mounting adapter.				
LPXLEB3	12...30V AC/DC	Green	10	0.016
LPXLEB4		Red	10	0.016
LPXLEB5		Yellow	10	0.016
LPXLEB6		Blue	10	0.016
LPXLEB8		White	10	0.016
LPXLED3	30...60VAC/DC	Green	10	0.016
LPXLED4		Red	10	0.016
LPXLED5		Yellow	10	0.016
LPXLED6		Blue	10	0.016
LPXLED8		White	10	0.016
LPXLEE3	85...140V AC/DC	Green	10	0.016
LPXLEE4		Red	10	0.016
LPXLEE5		Yellow	10	0.016
LPXLEE6		Blue	10	0.016
LPXLEE8		White	10	0.016
LPXLEM3	185...265V AC/DC	Green	10	0.016
LPXLEM4		Red	10	0.016
LPXLEM5		Yellow	10	0.016
LPXLEM6		Blue	10	0.016
LPXLEM8		White	10	0.016

Order code	Rated supply voltage	LED colour	Qty per pkg.	Wt
	[V]		n°	[kg]
Flashing light, screw terminals. Without mounting adapter.				
LPXLF3B3	18...30V AC/DC	Green	10	0.016
LPXLF3B4		Red	10	0.016
LPXLF3B5		Yellow	10	0.016
LPXLF3B6		Blue	10	0.016
LPXLF3B8		White	10	0.016
LPXLFE3	85...140V AC	Green	10	0.016
LPXLFE4		Red	10	0.016
LPXLFE5		Yellow	10	0.016
LPXLFE6		Blue	10	0.016
LPXLFE8		White	10	0.016
LPXLF3M3	185...265V AC	Green	10	0.016
LPXLF3M4		Red	10	0.016
LPXLF3M5		Yellow	10	0.016
LPXLF3M6		Blue	10	0.016
LPXLF3M8		White	10	0.016

Operational characteristics

- Rated frequency: 50-60Hz
- Auxiliary supply voltage:
 - LPXLP...: 12...30VAC/DC; 85...140VAC; 185...265VAC
 - LPXLE...: 12...30VAC/DC; 30...60VAC/DC; 85...140VAC/DC; 185...265VAC/DC
 - LPXLF...: 18...30VAC/DC; 85...140VAC; 185...265VAC
- Maximum consumption:
 - LPXLP...: 17mA-0.50W (12...30VAC/DC); 20mA-0.40W (85...140VAC); 18mA-0.55W (185...265VAC)
 - LPXLE...: 11mA-0.33W (12...30VAC/DC); 10.5mA-0.63W (30...60VAC/DC); 5mA-0.72W (85...140VAC/DC); 3mA-0.67W (185...265VAC/DC)
 - LPXLF...: 17mA-0.50W (12...30VAC/DC); 20mA-0.40W (85...140VAC); 18mA-0.55W (185...265VAC)
- Total protection for LPXLP... and LPXLF... types:
 - Against overvoltages
 - Against stray currents in wiring
 - To reduce flickering phenomenon
 - To withstand vibrations
- Simple protection for LPXLE... types:
 - Against overvoltages
 - To withstand vibrations
- Minimum activation voltage:
 - LPXLP...: 4V-1mA (12...30VAC/DC); 30V-4mA (85...140VAC); 55V-4mA (185...265VAC)
 - LPXLE...: 4V-0.5mA (12...30VAC/DC); 7V-1mA (30...60VAC/DC); 15V-0.4mA (85...140VAC/DC); 35V-0.3mA (185...265VAC/DC)
 - LPXLF...: 5V-1.5mA (18...30VAC/DC); 13V-1.5mA (85...140VAC); 25V-1.5mA (185...265VAC)
- Electrical life: 100,000 hours
- Snap onto LPXAU120M or LPXAU120 mounting adapter in the middle position for each illuminated actuator, also internally on the LPZ... control station cover
- No other element can be stacked behind LED elements
- Any mounting position allowed
- Maximum tightening torque: 1Nm/8.8lb.in
- Ambient conditions:
 - Operating temperature: -25...+70°C (-25...+60°C for LPXLE...)
 - Storage temperature: -40...+85°C
- Degree of protection: IP20.

Mounting adapter

See page 8-38.

The mounting adapter directly snaps onto the actuator fixed to the mounting surface.

Maximum conductor cross section

1 or 2 2.5mm² or AWG12 cables.

Wiring diagram



Certifications and compliance

Certifications obtained: UL Listed for USA and Canada, (cULus - File E93601), as Auxiliary Devices; EAC, CCC, RINA. Compliant with standards: IEC/EN/BS 60947-1, IEC/EN/BS 60947-5-1, UL508, CSA C22.2 n° 14.

LED elements steady light with spring-clamp terminals



LPXLPS...

Order code	Rated supply voltage	LED colour	Qty per pkg.	Wt
	[V]		n°	[kg]

Steady light, with spring-clamp terminals. Without mounting adapter.

LPXLPSB3	12...30VAC/DC	Green	10	0.015
LPXLPSB4		Red	10	0.015
LPXLPSB5		Yellow	10	0.015
LPXLPSB6		Blue	10	0.015
LPXLPSB8		White	10	0.015
LPXLPE3	85...140VAC	Green	10	0.015
LPXLPE4		Red	10	0.015
LPXLPE5		Yellow	10	0.015
LPXLPE6		Blue	10	0.015
LPXLPE8		White	10	0.015
LPXLPSM3	185...265VAC	Green	10	0.015
LPXLPSM4		Red	10	0.015
LPXLPSM5		Yellow	10	0.015
LPXLPSM6		Blue	10	0.015
LPXLPSM8		White	10	0.015

Operational characteristics

- Any mounting position allowed
- Elements snap onto adapter, also internally on LPZ... control station cover (in middle position) per actuator
- No other element can be stacked behind LED elements
- See the combinations given under "Contact elements" in the right-hand column for each type of pushbutton and selector switch
- Suitable for applications with vibration and/or impact work conditions; cable retaining force guaranteed over time in these conditions
- For use with the test elements, see page 8-42
- Wiring also possible after installation with stacked contacts
- Ambient conditions:
 - Operating temperature: -25...+70°C
 - Storage temperature: -40...+85°C
- Degree of protection: IP20.

Mounting adapter

See page 8-38.

The mounting adapter directly snaps onto the actuator fixed to the mounting surface.

General characteristics

- Rated frequency: 50-60Hz
- Auxiliary supply voltage:
 - 12...30VAC/DC; 85...140VAC; 185...265VAC
- Maximum consumption: 17mA-0.50W (12...30VAC/DC); 20mA-0.40W (85...140VAC); 18mA-0.55W (185...265VAC)
- Total protection:
 - Against overvoltages
 - Against stray currents in wiring
 - To reduce flickering phenomenon
 - To withstand vibrations
- Minimum activation voltage:
 - 4V-1mA (12...30VAC/DC); 30V-4mA (85...140VAC); 55V-4mA (185...265VAC)
- Electrical life: 100,000 hours.

Wiring diagram for LED elements



Maximum conductor cross section

1 or 2 2.5mm² or AWG14 cables. For 2.5mm² section, use rounded cable terminal with metal end at least 10mm.

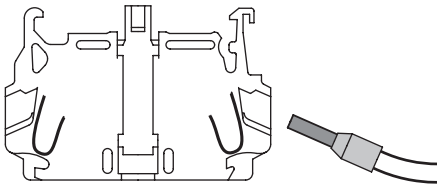
Certifications and compliance

Certifications obtained: UL Listed for USA and Canada, (cULus - File E93601), as Auxiliary Devices; EAC, CCC, RINA. Compliant with standards: IEC/EN/BS 60947-1, IEC/EN/BS 60947-5-1, UL508, CSA C22.2 n° 14.

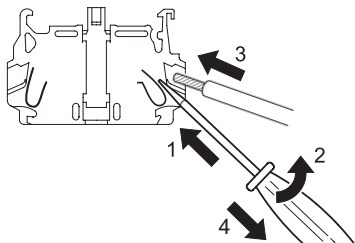
Total protection against overvoltages and stray currents in wiring, to reduce flickering phenomenon and withstand vibrations.

Push-in wiring technology for rigid cables or with ferrules only - no screwdriver needed
Cable retaining force guaranteed over time even in presence of vibrations and/or impacts

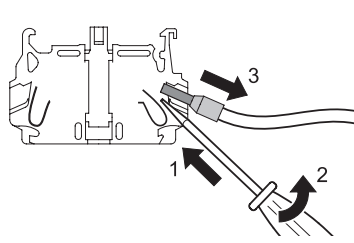
Push-in technology



Wiring with flat-blade screwdriver (for flexible bare cable without terminal)



Cable removal (always using flat-blade screwdriver)



LED elements, steady light base mount on LPZP... control stations with screw terminals



LPXLPB...

Total protection against overvoltages and stray currents in wiring, to reduce flickering phenomenon and withstand vibrations.

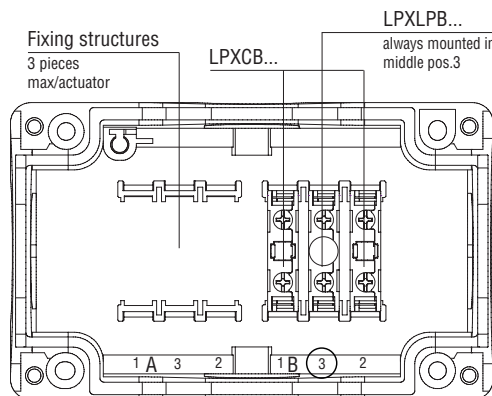
Order code	Rated supply voltage	LED colour	Qty per pkg.	Wt
	[V]		n°	[kg]

Screw terminals.
Steady light.

Direct snap-on mounting on LPZ... control station base.

LPXLPBB3	12...30V AC/DC	Green	10	0.016
LPXLPBB4		Red	10	0.016
LPXLPBB5		Yellow	10	0.016
LPXLPBB6		Blue	10	0.016
LPXLPBB8		White	10	0.016
LPXLPBE3	85...140V AC	Green	10	0.016
LPXLPBE4		Red	10	0.016
LPXLPBE5		Yellow	10	0.016
LPXLPBE6		Blue	10	0.016
LPXLPBE8		White	10	0.016
LPXLPBM3	185...265V AC	Green	10	0.016
LPXLPBM4		Red	10	0.016
LPXLPBM5		Yellow	10	0.016
LPXLPBM6		Blue	10	0.016
LPXLPBM8		White	10	0.016

Mounting position on the LPZ... control station base



Operational characteristics

- Any mounting position allowed
- Snap-on mounting into fixing structures of LPZ... control station base (in middle pos. 3) for each actuator
- See the combinations given under "Contact elements" in the right-hand column for each type of pushbutton and selector switch
- For use with test elements, consult Technical support; see contact details on inside front cover
- Maximum tightening torque for screw terminals: 1Nm/8.8lb.in
- Ambient conditions:
 - Operating temperature: -25...+70°C
 - Storage temperature: -40...+85°C
- Degree of protection: IP20.

General characteristics

- Rated frequency: 50...60Hz
- Auxiliary supply voltage: 12...30VAC/DC; 85...140VAC; 185...265VAC
- Maximum consumption: 17mA-0.50W (12...30VAC/DC); 20mA-0.40W (85...140VAC); 18mA-0.55W (185...265VAC)
- Total protection:
 - Against overvoltages
 - Against stray currents in wiring
 - To reduce flickering phenomenon
 - To withstand vibrations
- Minimum activation voltage:
 - steady light LPXLPB.....: 4V-1mA (12...30VAC/DC); 30V-4mA (85...140VAC); 55V-4mA (185...265VAC)
- Electrical life: 100,000 hours.

Wiring diagram for LED elements



Maximum conductor cross section

1 or 2 2.5mm² or AWG14 cables.


Certifications and compliance

Certifications obtained: UL Listed for USA and Canada, (cULus - File E93601), as Auxiliary Devices; EAC, CCC, RINA. Compliant with standards: IEC/EN/BS 60947-1, IEC/EN/BS 60947-5-1, UL508, CSA C22.2 n° 14.

Accessories and spare parts for Ø22mm metal LPS... actuators



LPSXB0



LPXA162M



LPXA130



LPXA130B




LPXDIN



LPXA138



LPXA158



LPXA159



LPXA185



LPXA170



LPXA100

LPXA105



LPXA108
LPXA109

Order code	Description	Qty	Wt
		pkg n°	[kg]
LPSXB0❶	Flush or extended spring return actuator with no cap	5	0.013
LPSXB3❶	Shrouded spring return actuator with no cap	5	0.014
LPSXQ0❶	Flush or extended push-push actuator with no cap	5	0.013
LPSXQL0❶	Illuminated flush or extended push-push actuator with no lens	5	0.013
LPXA161M	Adapter for Ø30mm/1.18" holes to Ø22mm/0.87" for mushroom actuators	5	0.030
LPXA162M	Adapter for Ø30mm/1.18" holes to Ø22mm/0.87" for pushbuttons and selector switches	5	0.030
LPSXA127	Transparent diffuser for double-touch buttons	5	0.001
LPXA130	Threaded plug for unused drilled holes (grey)	10	0.007
LPXA130B	Threaded plug for unused drilled holes (black)	10	0.007
LPXDIN	Adapter for mounting buttons on DIN rail 35mm/1.38" wide (2 modules)	10	0.008
LPXA150	Rod for mechanical reset button (l=150mm/5.90")	10	0.006
Protections.			
LPXAU130❶❷	Rubber boot for flush buttons	10	0.006
LPXAU140❶❷	Rubber boot for extended buttons	10	0.009
LPXAU157	Rubber boot for double and triple-touch buttons (transpar.)	10	0.007
LPXAU167❶❷	Rubber boot for mushroom head buttons, LPSB63/B66/B67/BL66... (transparent)	10	0.012
LPXAU158❶❷	Padlockable protection, Ø5-8mm/0.2-0.31" locks for buttons LPSB66/B67/B68/BL664...; for LSCB634... Ø5-6mm/0.2-0.24" locks only	10	0.005
LPXAU159❶❷	Shroud for buttons LPB63/66/67/68/BL666...	10	0.010
LPXAU170	Sealable protection cover for Ø22mm/0.87" metal buttons	5	0.015
LPXAU171	Sealable protection cover with spring closure for metal pushbuttons Ø22mm/0.87"	5	0.016
LPXA185	Yellow shroud for selectors	10	0.004
Label holders and labels. ❸			
LPXAU100	Label holder for LPXAU109 and LPXAU203 labels	50	0.001
LPXAU203	Blank label for writing	50	0.001
LPXAU109	Engravable silver plastic label to use with LPXAU100 holder	50	0.002
LPXAU105	Label holder for LPXAU108 plastic labels	50	0.003
LPXAU108	Engravable silver plastic label to use with LPXAU105 holder	50	0.002
LPXAU102❹	Legend holder for LPXAU202 paper or LPXAU201 plastic labels	50	0.003
LPXAU202	Blank paper label for writing for LPXAU102	50	0.002
LPXAU200	Transparent protection for LPXAU202 label	50	0.001
LPXAU201	Blank plastic label for engraving for LPXAU102	50	0.002


General characteristics

LABEL DIMENSIONS


- LPXAU108: 26.5x15mm/1.04x0.59"
- LPXAU109: 27.5x12.1mm/1.08x0.48"
- LPXAU202: 27.5x15.1mm/1.08x0.59"
- LPXAU201: 27.5x15.1mm/1.08x0.59"
- LPXAU203: 27.5x12.1mm/1.08x0.48"

- ❶ For actuators caps and lenses see page 8-49.
- ❷ The use of the LPXAU102 label holder with LPS... actuators does not guarantee the IP65 degree of protection.
- ❸ For flush and extended push buttons, complete the order code by adding the digit of the required colour: 2 (black); 3 (green); 4 (red); 5 (yellow); 6 (blue); 7 (transparent); 8 (white). For illuminated push buttons, add only digit 7 (transparent).
- ❹ Cannot be used when LPXAU100, LPXAU105 or LPXAU102 is fitted.
- ❺ Cannot be used when LPXAU158 is fitted.
- ❻ Cannot be used when LPXAU167 is fitted.
- ❼ For labels with text see page 8-50.

Accessories and spare parts for Ø30mm flat metal LPF... actuators



LPFXB0



LPFXAU00



LPFXAU100



LPFXAU105



LPFXAU100G



LPFXAU105G

Order code	Description	Qty pkg	Wt
		n°	[kg]
LPFXB0❶	Flush or extended spring return actuator with no cap	5	0.013
LPFXQ0❶	Flush or extended push-push actuator with no cap	5	0.013
LPFXQL0❶	Illuminated flush or extended push-push actuator with no cap	5	0.013
LPFXAU00	Metal adapter for actuator fixing	5	0.002
LPFXA130	Threaded plug for unused drilled holes (black)	5	0.007
Label holders and labels. ❷			
LPFXAU100	Label holder for LPXAU109 and LPXAU203 labels (black)	5	0.004
LPFXAU100G	Label holder for LPXAU109 and LPXAU203 labels (grey)	5	0.004
LPXAU203	Blank label for writing	50	0.001
LPFXAU105	Label holder for LPXAU108 plastic labels (black)	5	0.005
LPFXAU105G	Label holder for LPXAU108 plastic labels (grey)	5	0.005
LPXAU109	Engravable silver plastic label to use with LPXAU100 holder	50	0.002
LPXAU108	Engravable silver plastic label to use with LPXAU105 holder	50	0.002

General characteristics

LABEL DIMENSIONS

- LPXAU108: 26.5x15mm/1.04x0.59"
- LPXAU109: 27.5x12.1mm/1.08x0.48"
- LPXAU202: 27.5x15.1mm/1.08x0.59"
- LPXAU201: 27.5x15.1mm/1.08x0.59"
- LPXAU203: 27.5x12.1mm/1.08x0.48"

❶ For actuators caps and lenses see page 8-49.

❷ For labels with text see page 8-50.

Accessories and spare parts for Ø22mm chromed plastic LPC... actuators



LPXB0 LPXA162



LPXA200



LPXAU00 LPXAU01




LPXA130 LPXA130B



LPXDIN



LPXAU138 LPXAU158



LPXAU159



LPXA185



LPXAU170 LPXAU171



LPXAU100 LPXAU105 LPXAU108 LPXAU109

Order code	Description	Qty pkg n°	Wt [kg]
LPXB0	Flush or extended spring return actuator with no cap	10	0.013
LPXB3	Shrouded spring return actuator with no cap	10	0.014
LPXQ0	Flush or extended push-push actuator with no cap	10	0.013
LPXQL0	Illuminated flush or extended push-push actuator with no lens	10	0.013
LPXA161	Adapter for Ø30mm/1.18" holes to Ø22mm/0.87" for mushroom actuators	5	0.018
LPXA162	Adapter for Ø30mm/1.18" holes to Ø22mm/0.87" for pushbuttons and selector switches	5	0.030
LPXA200	Socket spanner/wrench for fixing ring fitting	1	0.003
LPXA127	Transparent diffuser for double-touch buttons	10	0.001
LPXAU00	Plastic threaded ring for actuator fixing	20	0.002
LPXAU01	Metallic threaded ring for actuator fixing	20	0.015
LPXA130	Threaded plug for unused drilled holes (grey)	10	0.007
LPXA130B	Threaded plug for unused drilled holes (black)	10	0.007
LPXDIN	Adapter for mounting buttons on DIN rail 35mm/1.38" wide (2 modules)	10	0.008
LPXA150	Rod for mechanical reset button (l=150mm/5.90")	10	0.006
Protections.			
LPXAU13	Rubber boot for flush buttons	10	0.006
LPXAU14	Rubber boot for extended buttons	10	0.009
LPXAU157	Rubber boot for double and triple-touch buttons (transpar.)	10	0.007
LPXAU167	Rubber boot for mushroom head buttons, LPCB63/B66/B67/BL66... (transparent)	10	0.012
LPXAU158	Padlockable protection, Ø5-8mm/0.2-0.31" locks for buttons LPCB66/B67/B68/BL664...; for LPCB634... Ø5-6mm/0.2-0.24" locks only	10	0.005
LPXAU159	Shroud for buttons LPCB63/66/67/68/BL666...	10	0.010
LPXA185	Yellow shroud for selectors	10	0.004
LPXAU170	Sealable protection cover for Ø22mm/0.87" plastic buttons	5	0.015
LPXAU171	Sealable protection cover with spring closure for plastic pushbuttons Ø22mm/0.87"	5	0.018
Label holders and labels. ⑦			
LPXAU100	Label holder for LPXAU109 and LPXAU203 labels	50	0.001
LPXAU203	Blank label for writing	50	0.001
LPXAU109	Engravable silver plastic label to use with LPXAU100 holder	50	0.002
LPXAU105	Label holder for LPXAU108 plastic labels	50	0.003
LPXAU108	Engravable silver plastic label to use with LPXAU105 holder	50	0.002
LPXAU102	Legend holder for LPXAU202 or LPXAU201 labels	50	0.003
LPXAU202	Blank paper label for writing for LPXAU102	50	0.002
LPXAU200	Transparent protection for LPXAU202 label	50	0.001
LPXAU201	Blank plastic label for engraving for LPXAU102	50	0.002

General characteristics

LABEL DIMENSIONS

- LPXAU108: 26.5x15mm/1.04x0.59"
- LPXAU109: 27.5x12.1mm/1.08x0.48"
- LPXAU202: 27.5x15.1mm/1.08x0.59"
- LPXAU201: 27.5x15.1mm/1.08x0.59"
- LPXAU203: 27.5x12.1mm/1.08x0.48"

- ① For actuators caps and lenses see page 8-49.
- ② The use of the LPXAU102 label holder with LPC... actuators does not guarantee the IP65 degree of protection.
- ③ For flush and extended push buttons, complete the order code by adding the digit of the required colour:
2 (black); 3 (green); 4 (red); 5 (yellow); 6 (blue); 7 (transparent); 8 (white).
For illuminated push buttons, add only digit 7 (transparent).
- ④ Cannot be used when LPXAU100, LPXAU105 or LPXAU102 is fitted.
- ⑤ Cannot be used when LPXAU158 is fitted.
- ⑥ Cannot be used when LPXAU167 is fitted.
- ⑦ For labels with text see page 8-50.

Accessories and spare parts for Ø30mm flat metal actuators, Ø22mm metal and chromed plastic actuators



LPXA140



LPXA170...




LPXB104



LPXBL105



LPXB203



LPXBL206

Order code	Description	Qty per pkg	Wt
		n°	[kg]
LPXA140	Action plug for centre contact	50	0.001
LPXA170	Spare standard key set for selector switches or mushroom-head buttons, key code n° 455	10	0.008
LPX A170R ^①	Spare key set for selector switches or mushroom head buttons	1	0.008

Flush cap for spring return and push-push actuators.

LPXB102	Black	10	0.002
LPXB103	Green	10	0.002
LPXB104	Red	10	0.002
LPXB105	Yellow	10	0.002
LPXB106	Blue	10	0.002
LPXB108	White	10	0.002

Extended cap for spring return and push-push actuators.

LPXB202	Black	10	0.003
LPXB203	Green	10	0.003
LPXB204	Red	10	0.003
LPXB205	Yellow	10	0.003
LPXB206	Blue	10	0.003
LPXB208	White	10	0.003

Flush lens for illuminated spring return and push-push actuators.

LPXBL103	Green	10	0.002
LPXBL104	Red	10	0.002
LPXBL105	Yellow	10	0.002
LPXBL106	Blue	10	0.002
LPXBL107	Transparent	10	0.002

Extended lens for illuminated spring return and push-push actuators.

LPXBL203	Green	10	0.003
LPXBL204	Red	10	0.003
LPXBL205	Yellow	10	0.003
LPXBL206	Blue	10	0.003
LPXBL207	Transparent	10	0.003

^① Versions with different key code. Complete with the numeric code of the key. The following versions are available: 421E, 520E, 3433E, 621E, 622E. Example of complete code: LPXA170R421E.

Labels with text for LPXAU100 and LPFXAU100... legend holders

START

LPXAGB220

STOP

LPXAGB221

AUTO - MAN

LPXAGB212

STOP-START

LPXAGB211

I - II

LPXAGB204

Order code	Text	Qty per pkg	Wt
		n°	[kg]
International labels for pushbuttons and selector switches.			
LPXAGB200	O	50	0.001
LPXAGB201	I	50	0.001
LPXAGB202	II	50	0.001
LPXAGB203	O-I	50	0.001
LPXAGB204	I-II	50	0.001
LPXAGB205	I-O-II	50	0.001
Labels for selector switches.			
LPXAGB210	OFF-ON	50	0.001
LPXAGB211	STOP-START	50	0.001
LPXAE211	PAR-MAR	50	0.001
LPXAGB212	AUTO-MAN	50	0.001
LPXAGB213	MAN-AUTO	50	0.001
LPXAGB214	AUTO-O-MAN	50	0.001
LPXAGB215	MAN-O-AUTO	50	0.001
LPXAGB216	REV-O-FWD	50	0.001
LPXAI216	AV.-O-IND.	50	0.001
Labels for general use.			
LPXAGB220	START	50	0.001
LPXAI220	MARCIA	50	0.001
LPXAE220	MARCHA	50	0.001
LPXAGB221	STOP	50	0.001
LPXAI221	ARRESTO	50	0.001
LPXAE221	PARADA	50	0.001
LPXAGB222	RESET	50	0.001
LPXAE222	REARME	50	0.001
LPXAGB223	EMERGENCY	50	0.001
LPXAI223	EMERGENZA	50	0.001
LPXAE223	EMERGENCIA	50	0.001
LPXAGB224	ON	50	0.001
LPXAI224	IN SERVIZIO	50	0.001
LPXAE224	EN SERVICIO	50	0.001
LPXAGB225	POWER ON	50	0.001
LPXAI225	PRESENZA TENSIONE	50	0.001
LPXAGB226	OFF	50	0.001
LPXAGB227	FORWARD	50	0.001
LPXAI227	AVANTI	50	0.001
LPXAGB228	REVERSE	50	0.001
LPXAI228	INDIETRO	50	0.001
LPXAGB229	OPEN	50	0.001
LPXAI229	APERTURA	50	0.001
LPXAGB230	CLOSE	50	0.001
LPXAI230	CHIUSURA	50	0.001
LPXAGB231	RAISE	50	0.001
LPXAI231	SALITA	50	0.001
LPXAE231	SUBIDA	50	0.001
LPXAGB232	LOWER	50	0.001
LPXAI232	DISCESA	50	0.001
LPXAE232	BAJADA	50	0.001
LPXAI233	INTERVENTO TERMICO	50	0.001
LPXAGB234	FAULT	50	0.001
LPXAI235	DISINSERITO	50	0.001
LPXAGB236	LOCK	50	0.001
LPXAGB237	LEFT	50	0.001
LPXAGB238	MAN-AUTO	50	0.001
Blank or with customized text labels.			
LPXAU207 ^①	Sheet with 108 labels for laser printing	1	0.005
LPXAU208 ^②	Sheet with 108 customized text	1	0.005

^① Recommended use with LPXAU109 label.

^② Complete code with required label text (es. LPXAU208STOP).

General characteristics

The labels have indelible scratch-proof black lettering on metalised grey polycarbonate background (adhesive). All LPXA...2... labels have the following dimensions: 27.5x12.1mm/1.08x0.48".

Special versions

Labels in different languages are available. Consult Technical support; see contact details on inside front cover.

Plastic disks and adhesive labels for Ø22mm mushroom head pushbuttons



LPXAU114

new



LPXAU113



LPXAU110

new

Order code	Text	Qty per pkg	Wt
		n°	[kg]

Ø60mm/2.4" plastic disks.

LPXAU111	Blank	10	0.005
LPXAU115	EMERGENCY STOP	10	0.003
LPXAU114	EMERGENZA ARRESTO	10	0.003
LPXAU118	ARRET D'URGENCE / NOT-AUS / PARO EMERGENCIA	10	0.003
LPXAU123	IEC60417-5638 symbol according to ISO 13850	10	0.005

Ø90mm/3.5" plastic disks.

LPXAU113	EMERGENCY STOP	10	0.005
LPXAU112	EMERGENZA ARRESTO	10	0.005
LPXAU124	IEC60417-5638 symbol according to ISO 13850	10	0.005

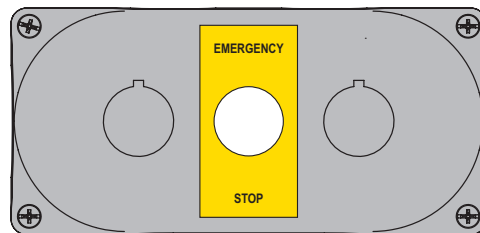
Adhesive labels.

LPXAU110	Vertical EMERGENCY STOP (31x61mm/1.22x2.40") for LP...B63/663/664/67/68/BL66... buttons and LPZP... control stations	10	0.001
LPXAU110H	Horizontal EMERGENCY STOP (31x61mm/1.22x2.40") for LP...B63/663/664/67/68/BL66... buttons and LPZP... control stations	10	0.001
LPXAU110N	Blank (31x61mm/1.22x2.40") for LP...B63/663/664/67/68/BL66... buttons and LPZP... control stations	10	0.001

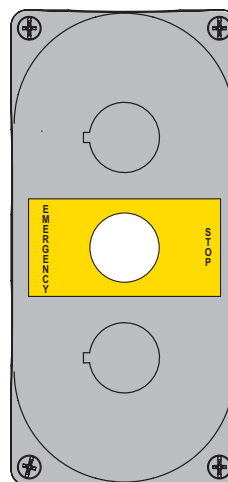
General characteristics

The disks are made of non-adhesive plastic. Plastic disks cannot be used with LPXAU158 and LPXAU159 protection.

LPXAU110 applied to LPZP...



LPXAU110H applied to LPZP...



8

Ø60mm emergency illuminated plastic disk for Ø22mm mushroom head pushbuttons



LPXDAU115...

new

Order code	Text	Qty per pkg	Wt
		n°	[kg]

24VAC/DC auxiliary supply.

LPXDAU111024	Blank disk	1	0.022
LPXDAU115024	EMERGENCY STOP	1	0.022
LPXDAU114024	EMERGENZA ARRESTO	1	0.022
LPXDAU118024	ARRET D'URGENCE / NOT AUS / PARO EMERGENCIA	1	0.022
LPXDAU123024	IEC60417-5638 symbol according to ISO 13850	1	0.022

110...120VAC auxiliary supply.

LPXDAU111110	Blank disk	1	0.022
LPXDAU115110	EMERGENCY STOP	1	0.022
LPXDAU114110	EMERGENZA ARRESTO	1	0.022
LPXDAU118110	ARRET D'URGENCE / NOT AUS / PARO EMERGENCIA	1	0.022
LPXDAU123110	IEC60417-5638 symbol according to ISO 13850	1	0.022

220...240VAC auxiliary supply.

LPXDAU111230	Blank disk	1	0.022
LPXDAU115230	EMERGENCY STOP	1	0.022
LPXDAU114230	EMERGENZA ARRESTO	1	0.022
LPXDAU118230	ARRET D'URGENCE / NOT AUS / PARO EMERGENCIA	1	0.022
LPXDAU123230	IEC60417-5638 symbol according to ISO 13850	1	0.022

General characteristics

The main function of the illuminated plastic disk is to make the emergency button more identifiable by ensuring its operation in conditions of low visibility. The illuminated plastic disks integrate two light functions: steady or flashing. The function choice depends on the wiring. They are suitable for use with Ø22mm plastic chrome LPC actuators and Ø22mm metallic LPS actuators.

Operational characteristics

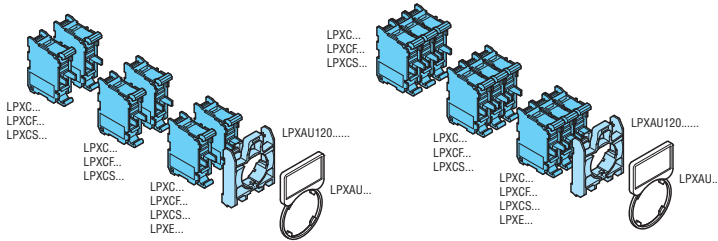
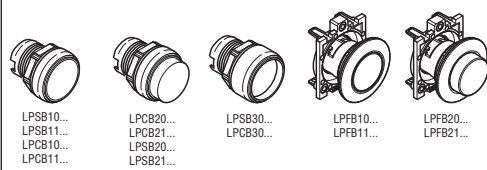
- Auxiliary supply voltage: 24VAC/DC, 110...120VAC or 220...240VAC
- Rated frequency: 50/60Hz
- Electrical life: >30,000 hours
- Ambient conditions:
 - Operating temperature: -25...+70°C
 - Storage temperature: -40...+85°C
- Degree of protection:
 - Per IEC/EN: IP66, IP67 and IP69K
 - Per UL: type 1, 2, 3R, 4, 4X, 12, 12K.

Certifications and compliance

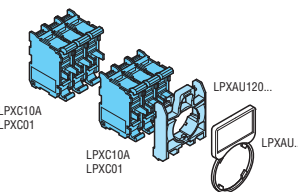
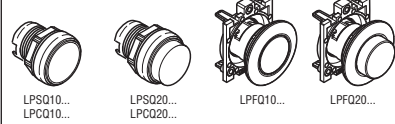
Certifications: cULus obtained for LPXDAU...024, pending for LPXDAU...110 and LPXDAU...230. Compliant with standards: IEC/EN/BS 60947-1, IEC/EN/BS 60947-5-1, UL508, CSA C22.2 n°14.

COMBINATIONS FOR PUSHBUTTONS AND SELECTOR SWITCHES

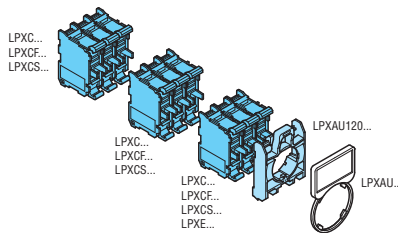
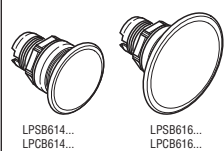
SPRING RETURN BUTTONS



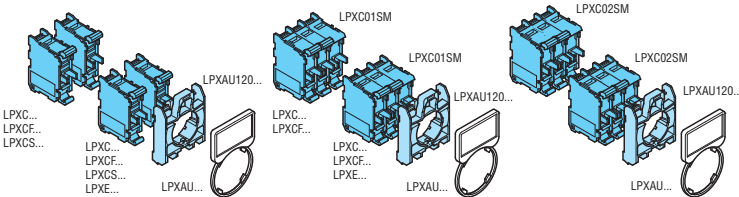
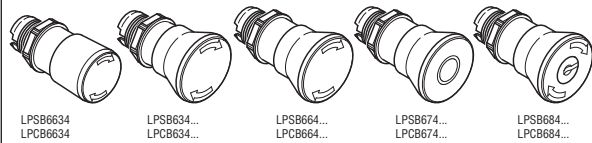
PUSH-PUSH BUTTONS



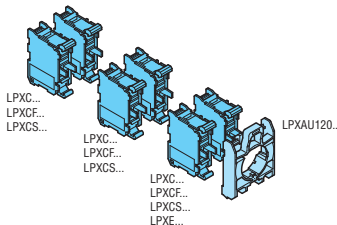
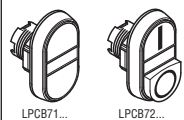
MUSHROOM-HEAD SPRING RETURN BUTTONS



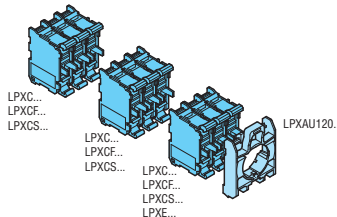
MUSHROOM-HEAD LATCH BUTTONS



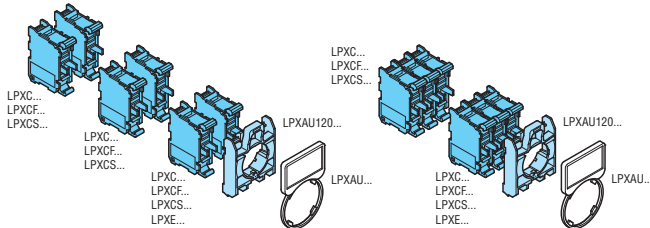
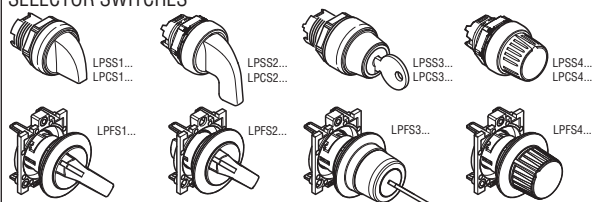
DOUBLE-TOUCH BUTTONS LPC... CHROMED PLASTIC TYPES



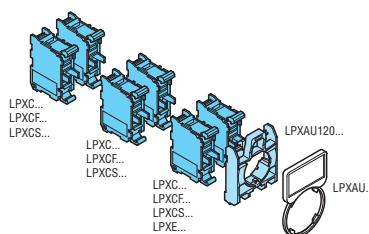
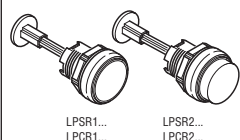
DOUBLE-TOUCH LPS... METAL TYPES AND TRIPLE-TOUCH BUTTONS



SELECTOR SWITCHES

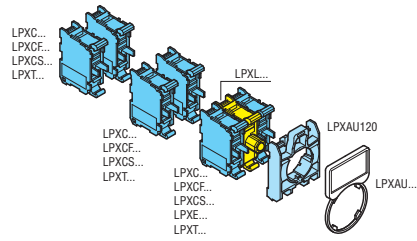
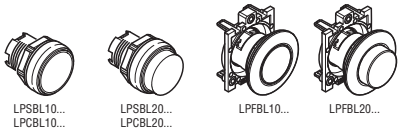


MECHANICAL SPRING RETURN RESET BUTTONS

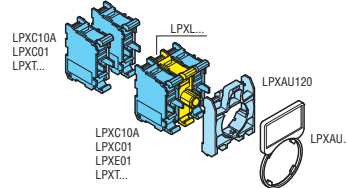
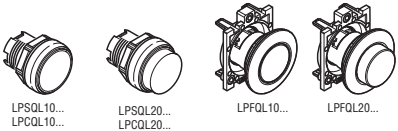


COMBINATIONS FOR ILLUMINATED PUSHBUTTONS AND SELECTOR SWITCHES

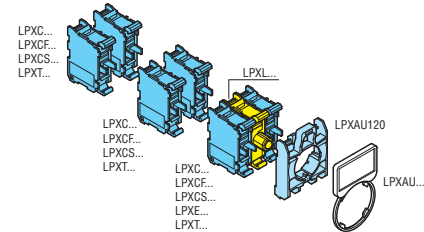
SPRING RETURN BUTTONS



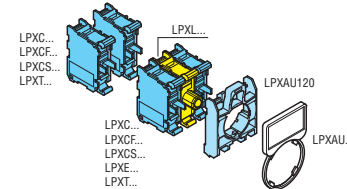
PUSH-PUSH BUTTONS



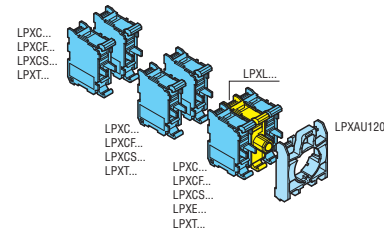
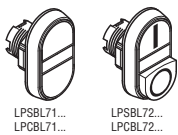
MUSHROOM-HEAD SPRING RETURN BUTTON



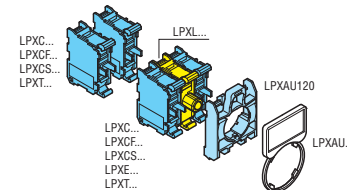
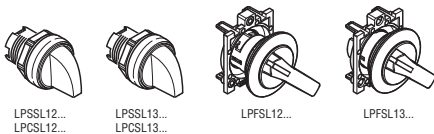
MUSHROOM-HEAD LATCH BUTTON




DOUBLE-TOUCH BUTTONS



2 AND 3 POSITION SELECTOR SWITCHES



Without actuators



LPZP1A5

new



LPZP1A5P



LPZP1A5D



LPZP1A8P



LPZP2A5

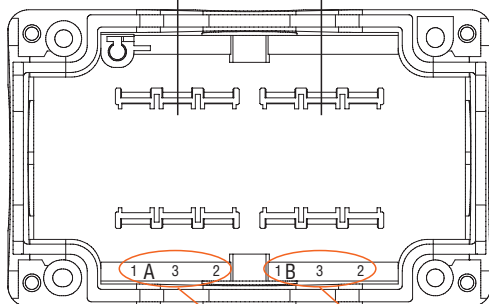


LPZP3A8

Order code	Description	Cover colour	Qty per pkg	Wt
			n°	[kg]
LPZP1A5	For 1 actuator	Yellow	1	0.107
LPZP1A5P	For 1 actuator with shroud	Yellow	1	0.127
LPZP1A5D	For 1 actuator for use with illuminated disk LPXDAU...	Yellow	1	0.127
LPZP1A8P	For 1 actuator with shroud	Grey	1	0.127
LPZP2A5	For 2 actuators	Yellow	1	0.152
LPZP2A8	For 2 actuators	Grey	1	0.152
LPZP3A8	For 3 actuators	Grey	1	0.187
LPZP4A8	For 4 actuators	Grey	1	0.200
LPZP5A8	For 5 actuators	Grey	1	0.240
LPZP6A8	For 6 actuators	Grey	1	0.290

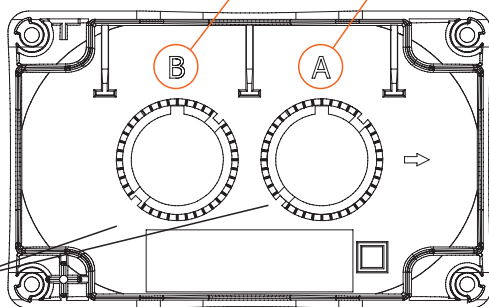
Control station base

Fixing structures for contact and/or LED elements
For each actuator: Maximum of 3 contacts or 2 contacts and 1 LED



Control station cover (inside view)

Easy identification reference
For actuator and corresponding contact and/or LED elements



Anti-loosening action
Anti-rotation indents to extend fixing ring gripping over time

General characteristics

CONTROL STATIONS WITHOUT ACTUATOR

- 1 to 6 holes
- Compact dimensions
- Easy wiring for base-mount contact and LED elements; possible use of screw and spring-clamp terminal contact or LED elements on the inside surface of the cover using mounting adapter
- Numerous cable entries.

Operational characteristics

- Cable entry:
 - LPZP1... knockouts:
 - M16/PG11 (1 at rear and 1 on left side)
 - M20/M25/PG13.5/PG16 (1 each on top and bottom)
 - LPZP2... knockouts:
 - M16/PG11 (2 at rear)
 - M20/PG13.5 (1 on each side)
 - M20/M25/PG13.5/PG16 (1 each on top and bottom)
 - LPZP3/P4/P5/P6 A8 knockouts:
 - M16/PG11 (2 at rear)
 - M20/PG13.5 (2 on each side)
 - M20/M25/PG13.5/PG16 (1 each on top and bottom)
- Any mounting position allowed
- Tightening torque of cover screws $T_{max} = 1.8Nm/16lb.in$
- Ambient conditions:
 - Operating temperature: $-25...+70^{\circ}C$
 - Storage temperature: $-40...+85^{\circ}C$
- Degree of protection:
 - Per IEC/EN: IP66, IP67 and IP69K
 - Per UL: Type 1, 2, 3R, 4, 4X, 12K.

Materials

Polycarbonate.

Certifications and compliance

Certifications obtained: UL Listed for USA and Canada, (cULus - File E93601), as Auxiliary Devices; EAC, CCC, RINA. Compliant with standards: IEC/EN/BS 60947-1, IEC/EN/BS 60947-5-1, UL508A for types without actuators / UL508 for types complete with actuator, CSA C22.2 n° 14.

Accessories



LPZXP5



LPZXP8



LPXP01

Order code	Description	Qty per pkg	Wt
		n°	[kg]
LPZXP5	4-piece set yellow screw protection caps	1	0.004
LPZXP8	4-piece set grey screw protection caps	1	0.004
LPXP01	M20 cable gland for LPZP... control stations	50	0.012

With 1 actuator



LPZP1B8100

LPZP1B8101



LPZP1B8102

LPZP1B8103



LPZP1B8104

LPZP1B8105



LPZP1B8300

LPZP1B8301



LPZP1B8302

LPZP1B8303

Order code	Description	Contacts config.	Qty per pkg	Wt
			n°	[kg]

Grey control station.

LPZP1B8100	Green spring return flush pushbutton with "I" symbol	1NO	1	0.145
LPZP1B8101	Green spring return flush pushbutton with "START" symbol	1NO	1	0.145
LPZP1B8102	Red spring return flush pushbutton with "0" symbol	1NC	1	0.145
LPZP1B8103	Red spring return flush pushbutton with "STOP" symbol	1NC	1	0.145
LPZP1B8104	Red spring return extended pushbutton with "0" symbol	1NC	1	0.146
LPZP1B8105	Red spring return extended pushbutton with "STOP" symbol	1NC	1	0.147

Order code	Description	Contacts config.	Qty per pkg	Wt
			n°	[kg]

Grey control station.

LPZP1B8300	Selector switch lever, 2 position with label "0-I"	1NO	1	0.150
LPZP1B8301	Selector switch key, 2 position with label "0-I"	1NO	1	0.179
LPZP1B8302	Selector switch key, 2 position with label "0-I"	1NO+1NC	1	0.189
LPZP1B8303	Selector switch lever, 3 position with label "I-0-II"	2NO	1	0.160

General characteristics

- Compact dimensions
- Easy wiring
- Numerous cable entries
- Contact elements base-mount on control station.

Operational characteristics

- Cable entry knockouts:
 - M16/PG11 (1 at rear and 1 on left side)
 - M20/M25/PG13.5/PG16 (1 each on top and bottom)
- Any mounting position allowed
- Tightening torque of cover screws $T_{max} = 1.8Nm/16lb.in$
- Ambient conditions:
 - Operating temperature: $-25...+70^{\circ}C$
 - Storage temperature: $-40...+85^{\circ}C$
- Degree of protection:
 - Per IEC/EN: IP66, IP67 and IP69K
 - Per UL: Type 1, 2, 3R, 4, 4X, 12K.

Materials

Polycarbonate.

Certifications and compliance

Certifications obtained: cULus, EAC, CCC, RINA.
Compliant with standards: IEC/EN/BS 60947-1, IEC/EN/BS 60947-5-1, UL508A, CSA C22.2 n° 14.

With 1 actuator



LPZP1B5600

LPZP1B5601



LPZP1B5602

LPZP1B5603



LPZP1B5604

LPZP1B5605



LPZP1B5606

LPZP1B5607

Order code	Description	Contacts config.	Qty per pkg	Wt
			n°	[kg]
Yellow control station.				
LPZP1B5600	Mushroom head pushbutton, latch, turn to release for emergency stopping, ISO 13850 with plastic disk EMERGENCY/STO	1NC	1	0.176
LPZP1B5601	Mushroom head pushbutton, latch, turn to release for emergency stopping, ISO 13850	2NC	1	0.183
LPZP1B5602	Mushroom head pushbutton, latch, turn to release for normal stopping	1NC	1	0.179
LPZP1B5603	Mushroom head pushbutton, latch, turn to release for emergency stopping, ISO 13850	1NC	1	0.173
LPZP1B5604	Mushroom head pushbutton, latch, turn to release for emergency stopping, ISO 13850	1NO+ 1NC	1	0.183
LPZP1B5605	Mushroom head pushbutton, latch, turn key to release for emergency stopping, ISO 13850 with plastic disk EMERGENCY/STOP	1NC	1	0.198
LPZP1B5606	Mushroom head pushbutton, latch, turn key to release for emergency stopping, ISO 13850	2NC	1	0.205
LPZP1B5607	Mushroom head pushbutton, latch, turn key to release for emergency stopping, ISO 13850	1NO+ 1NC	1	0.205

❶ Not included in cULus homologation.

General characteristics

- Compact dimensions
- Easy wiring
- Numerous cable entries
- Contact elements base-mount on control station.

Operational characteristics

- Cable entry knockouts:
 - M16/PG11 (1 at rear and 1 on left side)
 - M20/M25/PG13.5/PG16 (1 each on top and bottom)
- Any mounting position allowed
- Tightening torque of cover screws $T_{max} = 1.8Nm/16lb.in$
- Ambient conditions:
 - Operating temperature: $-25...+70^{\circ}C$
 - Storage temperature: $-40...+85^{\circ}C$
- Degree of protection:
 - Per IEC/EN: IP66, IP67 and IP69K
 - Per UL: Type 1, 2, 3R, 4, 4X, 12K.

Materials

Polycarbonate.

Certifications and compliance

Certifications obtained: cULus, EAC, CCC, RINA.
Compliant with standards: IEC/EN/BS 60947-1, IEC/EN/BS 60947-5-1, UL508A, CSA C22.2 n° 14.



LPZP1B5608

LPZP1B5609



LPZP1B5610

LPZP1B5612



LPZP1B5D603

new



LPZP1B5P603



LPZP1B5611

Order code	Description	Contacts config.	Qty per pkg	Wt
			n°	[kg]

Yellow control station.

LPZP1B5608 ①	Mushroom head pushbutton, latch, pull to release for emergency stopping, ISO 13850 with plastic disk EMERGENCY/STOP	1NC	1	0.176
LPZP1B5609 ①	Mushroom head pushbutton, latch, pull to release for emergency stopping, ISO 13850	2NC	1	0.183
LPZP1B5610 ①	Mushroom head pushbutton, latch, pull to release for emergency stopping, ISO 13850	1NO+1NC	1	0.183
LPZP1B5612	Mushroom head pushbutton, latch, turn to release for emergency stopping, ISO 13850 with label "STOP"	1NC	1	0.180
LPZP1B5D603 ②	Mushroom head pushbutton, latch, turn to release for emergency stopping, ISO 13850 complete with illuminated disk LPXDAU115024	1NO+1NC	1	0.280

Yellow control station with protection.

LPZP1B5P603	Mushroom head pushbutton, latch, turn to release for emergency stopping, ISO 13850	1NC	1	0.176
LPZP1B5611 ①	Mushroom head pushbutton, latch, pull to release for emergency stopping, ISO 13850 with padlockable protection	1NC	1	0.178

① Not included in cULus homologation.

② cULus pending.

General characteristics

- Compact dimensions
- Easy wiring
- Numerous cable entries
- Contact elements base-mount on control station.

Operational characteristics

- Cable entry knockouts:
 - M16/PG11 (1 at rear and 1 on left side)
 - M20/M25/PG13.5/PG16 (1 each on top and bottom)
- Any mounting position allowed
- Tightening torque of cover screws $T_{max} = 1.8Nm/16lb.in$
- Ambient conditions:
 - Operating temperature: $-25...+70^{\circ}C$
 - Storage temperature: $-40...+85^{\circ}C$
- Degree of protection:
 - Per IEC/EN: IP66, IP67 and IP69K
 - Per UL: Type 1, 2, 3R, 4, 4X, 12K.

Materials

Polycarbonate.

Certifications and compliance

Certifications obtained: cULus, EAC, CCC, RINA.
Compliant with standards: IEC/EN/BS 60947-1, IEC/EN/BS 60947-5-1, UL508A, CSA C22.2 n° 14.

With 2 actuators



LPZP2B8900

LPZP2B8901



LPZP2B8902

LPZP2B8903



LPZP2B8904

LPZP2B5905

Order code	Description	Contacts config.	Qty per pkg	Wt
			n°	[kg]
Grey control station.				
LPZP2B8900	Green spring return flush pushbutton with "I" symbol	1NO	1	0.213
	Red spring return flush pushbutton with "O" symbol	1NC	1	
LPZP2B8901	Green spring return flush pushbutton with "I" symbol	1NO	1	0.214
	Red spring return extended pushbutton with "O" symbol	1NC	1	
LPZP2B8902	White spring return flush pushbutton with "up arrow" symbol	1NO	1	0.213
	Black spring return flush pushbutton with "down arrow" symbol	1NO	1	
LPZP2B8903	White spring return flush pushbutton with "right arrow" symbol	1NO	1	0.214
	Black spring return flush pushbutton with "left arrow" symbol	1NO	1	
LPZP2B8904	Green spring return flush pushbutton with "I" symbol	1NO	1	0.240
	Mushroom head pushbutton, latch, turn to release for emergency stopping, ISO 13850	1NC	1	
Yellow control station.				
LPZP2B5905	Mushroom head pushbutton, latch, turn key to release for emergency stopping, ISO 13850	1NO+1NC	1	0.272
	Red steady pilot light 12...30VAC/DC	–	1	

General characteristics

- Compact dimensions
- Easy wiring
- Numerous cable entries
- Contact elements and LED elements, base-mount on control station.

Operational characteristics

- Cable entry knockouts:
 - M16/PG11 (2 at rear)
 - M20/PG13.5 (1 on each side)
 - M20/M25/PG13.5/PG16 (1 each on top and bottom)
- Any mounting position allowed
- Tightening torque of cover screws $T_{max} = 1.8Nm/16lb.in$
- Ambient conditions:
 - Operating temperature: $-25...+70^{\circ}C$
 - Storage temperature: $-40...+85^{\circ}C$
- Degree of protection:
 - Per IEC/EN: IP66, IP67 and IP69K
 - Per UL: Type 1, 2, 3R, 4, 4X, 12K.

Materials

Polycarbonate.

Certifications and compliance

Certifications obtained: cULus, EAC, CCC, RINA.
Compliant with standards: IEC/EN/BS 60947-1, IEC/EN/BS 60947-5-1, UL508A, CSA C22.2 n° 14.

With 3 actuators



LPZP3B8900

LPZP3B8901



LPZP3B8902

LPZP3B8903



LPZP3B8904

LPZP3B8905



LPZP3B8906

LPZP3B8907

Order code	Description	Contacts config.	Qty per pkg	Wt
			n°	[kg]
Grey control station.				
LPZP3B8900	Green spring return flush pushbutton with "I" symbol	1NO	1	0.270
	Red spring return flush pushbutton with "O" symbol	1NC	1	
	Red steady pilot light 12...30VAC/DC	–	1	
LPZP3B8901	Green spring return flush pushbutton with "I" symbol	1NO	1	0.271
	Red spring return extended pushbutton with "O" symbol	1NC	1	
	Red steady pilot light 12...30VAC/DC	–	1	
LPZP3B8902	Green spring return flush pushbutton with "I" symbol	1NO	1	0.270
	Red spring return flush pushbutton with "O" symbol	1NC	1	
	Green spring return flush pushbutton with "II" symbol	1NO	1	
LPZP3B8903	Green spring return flush pushbutton with "I" symbol	1NO	1	0.271
	Red spring return extended pushbutton with "O" symbol	1NC	1	
	Green spring return flush pushbutton with "II" symbol	1NO	1	
LPZP3B8904	White spring return flush pushbutton with "I" symbol	1NO	1	0.270
	Red spring return flush pushbutton with "O" symbol	1NC	1	
	White spring return flush pushbutton with "II" symbol	1NO	1	
LPZP3B8905	White spring return flush pushbutton with "I" symbol	1NO	1	0.271
	Red spring return extended pushbutton with "O" symbol	1NC	1	
	White spring return flush pushbutton with "II" symbol	1NO	1	
LPZP3B8906	White spring return flush pushbutton with "up arrow" symbol	1NO	1	0.270
	Red spring return flush pushbutton with "O" symbol	1NC	1	
	Black spring return flush pushbutton with "down arrow" symbol	1NO	1	
LPZP3B8907	White spring return flush pushbutton with "up arrow" symbol	1NO	1	0.271
	Red spring return extended pushbutton with "O" symbol	1NC	1	
	Black spring return flush pushbutton with "down arrow" symbol	1NO	1	

General characteristics

- Compact dimensions
- Easy wiring
- Numerous cable entries
- Contact elements and LED elements, base-mount on control station.

Operational characteristics

- Cable entry knockouts:
 - M16/PG11 (2 at rear)
 - M20/PG13.5 (2 on each side)
 - M20/M25/PG13.5/PG16 (1 each on top and bottom)
- Any mounting position allowed
- Tightening torque of cover screws T_{max} = 1.8Nm/16lb.in
- Ambient conditions:
 - Operating temperature: -25...+70°C
 - Storage temperature: -40...+85°C
- Degree of protection:
 - Per IEC/EN: IP66, IP67 and IP69K
 - Per UL: Type 1, 2, 3R, 4, 4X, 12K.

Materials

Polycarbonate.

Certifications and compliance

Certifications obtained: cULus, EAC, CCC, RINA.
Compliant with standards: IEC/EN/BS 60947-1, IEC/EN/BS 60947-5-1, UL508A, CSA C22.2 n° 14.

With 3 actuators



LPZP3B8908

LPZP3B8909



LPZP3B8910

LPZP3B8911



LPZP3B8912

Order code	Description	Contacts config.	Qty per pkg	Wt
			n°	[kg]
Grey control station.				
LPZP3B8908	White spring return flush pushbutton with "right arrow" symbol	1NO	1	0.271
	Red spring return flush pushbutton with "0" symbol	1NC	1	
	Black spring return flush pushbutton with "left arrow" symbol	1NO	1	
LPZP3B8909	White spring return flush pushbutton with "right arrow" symbol	1NO	1	0.272
	Red spring return extended pushbutton with "0" symbol	1NC	1	
	Black spring return flush pushbutton with "left arrow" symbol	1NO	1	
LPZP3B8910	Green spring return flush pushbutton with "I" symbol	1NO	1	0.270
	Red spring return flush pushbutton with "0" symbol	1NC	1	
	Green steady pilot light 12...30VAC/DC	–		
LPZP3B8911	Green spring return flush pushbutton with "I" symbol	1NO	1	0.271
	Red spring return extended pushbutton with "0" symbol	1NC	1	
	Green steady pilot light 12...30VAC/DC	–		
LPZP3B8912	Green spring return flush pushbutton	1NO	1	0.278
	Red spring return flush pushbutton	1NC	1	
	Mushroom head spring return pushbutton	1NC	1	

General characteristics

- Compact dimensions
- Easy wiring
- Numerous cable entries
- Contact elements and LED elements, base-mount on control station.

Operational characteristics

- Cable entry knockouts:
 - M16/PG11 (2 at rear)
 - M20/PG13.5 (2 on each side)
 - M20/M25/PG13.5/PG16 (1 each on top and bottom)
- Any mounting position allowed
- Tightening torque of cover screws $T_{max} = 1.8Nm/16lb.in$
- Ambient conditions:
 - Operating temperature: $-25...+70^{\circ}C$
 - Storage temperature: $-40...+85^{\circ}C$
- Degree of protection:
 - Per IEC/EN: IP66, IP67 and IP69K
 - Per UL: Type 1, 2, 3R, 4, 4X, 12K.

Materials

Polycarbonate.

Certifications and compliance

Certifications obtained: cULus, EAC, CCC, RINA.
 Compliant with standards: IEC/EN/BS 60947-1, IEC/EN/BS 60947-5-1, UL508A, CSA C22.2 n° 14.

Type LP4...



LP4P1B5600



LP4P2B8902



LP4P2B8900

new



LP4P2B8100L

IO-Link

Accessories



LP4XBL103



LP4XBL104



LP4X159

new

Order code	Description	Contacts config.	Qty per pkg	Wt
			n°	[kg]
LP4P1B5600	Mushroom head pushbutton, latch, turn to release for emergency stopping, ISO 13850 compliant	2NC	1	0.108
LP4P2B5900	Mushroom head pushbutton, latch, turn to release for emergency stopping, ISO 13850 compliant	2NC	1	0.116
	White flush illuminated pushbutton, spring return, 5...35VAC/DC	1NO		
LP4P2B8900	White flush pushbutton with "Up Arrow" symbol, spring return	1NO	1	0.105
	White flush pushbutton with "Down Arrow" symbol, spring return	1NO		
LP4P2B8901	White flush illuminated pushbutton, spring return, 5...35VAC/DC	1NO	1	0.106
	White flush illuminated pushbutton, spring return, 5...35VAC/DC	1NO		
LP4P2B8902	Red extended pushbutton with "O" symbol, spring return	1NC	1	0.105
	Green extended pushbutton with "I" symbol, spring return	1NO		
LP4P2B8903	Red extended illuminated pushbutton with "O" symbol, spring return, 5...35VAC/DC	1NC	1	0.105
	Green extended illuminated pushbutton with "I" symbol, spring return, 5...35VAC/DC	1NO		

Control stations with IO-Link interface.

LP4P1B8100L	Flush illuminated pushbutton LED RGB	1NO	1	0.115
LP4P2B8100L	Flush illuminated pushbutton LED RGB	1NO	1	0.121
	Flush illuminated pushbutton LED RGB	1NO		

① The illumination colour can be selected from the RGB combination.

Order code	Description	Qty per pkg	Wt
		n°	[kg]
LP4XBL103	Set of 10 green lenses	1	0.020
LP4XBL104	Set of 10 red lenses	1	0.020
LP4XBL105	Set of 10 yellow lenses	1	0.020
LP4XBL106	Set of 10 blue lenses	1	0.020
LP4XBL100	Set of 4 lenses (1 green, 1 red, 1 yellow and 1 blue)	1	0.008
LP4XBL1163	Set of 5 green lenses with "START" symbol	1	0.010
LP4XBL1132	Set of 5 red lenses with "STOP" symbol	1	0.010
LP4XBL1107	Set of 5 transparent lenses with "O" symbol	1	0.010
LP4XBL1117	Set of 5 transparent lenses with "I" symbol	1	0.010
LP4XBL11507	Set of 5 transparent lenses with "Up Arrow" symbol	1	0.010
LP4XBL11517	Set of 5 transparent lenses with "Down Arrow" symbol	1	0.010
LP4X159	Metallic protection guard for LP4P...B5...	1	0.060

General characteristics

Control stations type LP4... have compact dimensions which make them suitable for installation on a 40mm profile rails. Installation is quick and easy thanks to the metal clip supplied as standard, which is inserted into the groove of the profile rail. The metal clip can also be screwed onto other surfaces. LP4... control stations for profile rails are supplied complete with operators, contact elements and LED light elements and the wiring is via an integrated M12 connector. IO-Link control stations type LP4...L are also available: they are an advanced and versatile solution for controlling and monitoring industrial devices. Using IO-Link technology, these control stations enable communication between field devices and the control system, thus offering smarter and more flexible management of industrial processes. They are designed to be integrated into modern industrial environments, offering reliable connectivity and optimal ease of use.


Operational characteristics

- Any mounting position allowed
- Fixing for 40mm profile rails
- Connection: 4 or 8-pin M12 connector
- Rated operating voltage: 5...35VAC/DC; 19.2...28.8V for LP4...L
- Rated operating current: 1...100mA
- Maximum consumption: 250mW
- Electrical life: 1,000,000 cycles (10mA 24VDC)
- B10d: 1,300,000 cycles
- Ambient conditions:
 - Operating temperature: -25...+70°C; -25...+60°C for LP4...L
 - Storage temperature: -40...+80°C
- Degree of protection:
 - Per IEC/EN: IP65
 - Per UL: Type 1.

Certifications and compliance

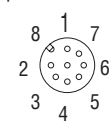
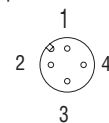
Certifications obtained: cURus.
Compliant with standards: IEC/EN/BS 60947-5-1, UL508A, UL 60947-1, UL 60947-5-1, CSA C22.2 No. 60947-1-13, CSA C22.2 No. 60947-5-1-14 and only for LP4...B5... UL 60947-5-5.

PIN layout



4 pins

8 pins



Order code	PIN	Actuator 1		Actuator 2	
		Contacts	LED	Contacts	LED
LP4P1B5600	4	2NC: 1-2/3-4	-	-	-
LP4P2B5900	8	2NC: 3-4/7-8	-	1NO: 1-2	5-6
LP4P2B8900	4	1NO: 3-4	-	1NO: 1-2	-
LP4P2B8901	8	1NO: 3-4	7-8	1NO: 1-2	5-6
LP4P2B8902	4	1NC: 3-4	-	1NO: 1-2	-
LP4P2B8903	8	1NC: 3-4	7-8	1NO: 1-2	5-6

Order code	PIN1	PIN2	PIN3	PIN4
LP4P...L	L+	-	L-	C/Q

Type LP9...



LP9S...R



LP9S...B



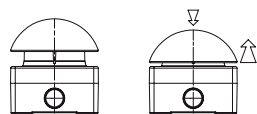
LP9P...R

Order code	Description	Qty per pkg	Wt
		n°	[kg]
LP9S01R	Momentary Ø90mm/3.54" red mushroom. Contacts: 1NC	1	0.210
LP9S11R	Momentary Ø90mm/3.54" red mushroom. Contacts: 1NO+1NC	1	0.220
LP9S10B	Momentary Ø90mm/3.54" black mushroom. Contacts: 1NO	1	0.210
LP9S11B	Momentary Ø90mm/3.54" black mushroom. Contacts: 1NO+1NC	1	0.220
LP9P02R	Emergency Ø90mm/3.54" red mushroom pull-to-release. Contacts: 2NC	1	0.290
LP9P11R	Emergency Ø90mm/3.54" red mushroom pull-to-release. Contacts: 1NO+1NC	1	0.300

Momentary mushroom



Emergency mushroom pull-to-release



Accessories



LP9XC...

Order code	Description	Qty per pkg	Wt
		n°	[kg]
LP9XC10	1NO contact	1	0.010
LP9XC01	1NC contact	1	0.010

① Maximum configuration: n°3 LP9XC... contact elements.

General characteristics

LOVATO Electric palm switches LP9... types are designed for machine stop and immediate service control applications. They are widely used in the most diverse applications, including emergency stop for escalators, gate openers, pedestrian crossing buttons for disabled users, etc... The ergonomic design and large surface for an easy actuation with the hand, elbow or foot, ensures immediate actuation of machinery and equipment even if the actuator has their hands full.

This new range is split into two versions:

- Momentary mushroom (available in grey/black or grey/red);
- Emergency mushroom "pull-to-release" (available in yellow/red only).

Operational characteristics

- Cable entry (knockout version):
 - M20/PG13.5 (1 on each side)
 - M16/PG11 (2 on the cover bottom)
- Any mounting position allowed
- Tightening torque of cover screws $T_{max} = 0.8Nm/7lb.in$
- Ambient conditions:
 - Operating temperature: $-25...+75^{\circ}C$
 - Storage temperature: $-40...+85^{\circ}C$
- IEC/EN degree of protection: IP65.

CONTACT ELEMENTS

- Rated insulation voltage: 690V
- Rated thermal current Ith: 10A
- Conductivity: 5V 10mA
- Tightening torque of contact screws: $0.5...0.8Nm$
- Conductor cross section: 1 or 2 conductors - $0.5...2.5mm^2$
- IEC/EN 60947-5-1 designation: A600 Q300.

Minimum operational characteristics in AC15:

[V]	12	24	48	120	240	400	480	500	600
[A]	6	6	6	6	3	1.9	1.5	1.4	1.2


Minimum operational characteristics in DC13:

[V]	12	24	48	125	250	440	500	600
[A]	3	3	1.5	0.55	0.27	0.15	0.13	0.1

Operational characteristics in AC15: 24V 10A and 400V 4A

- Short-circuit protection fuse: max. calibre 10A gG/gL
- Contact resistance: $\leq 25m\Omega$
- Operating force: $\leq 2.6N$
- Mechanical life: 1,000,000 cycles.

Stroke of contact elements



■ Closed contact □ Open contact


Material

PC-ABS for button and control station.
PA66 for plastic actuator frame (LP9S...).
Chrome-plated aluminium and zinc alloy (zama) for metal actuator frame (LP9P...).

Compliance

Compliant with standards: IEC60947-5-1.

Enclosures with cut-outs for Ø22mm units



Order code	Description	Cover colour	Qty per pkg	Wt
			n°	[kg]
With holes.				
LPZM1A5	For 1 actuator	Yellow	1	0.343
LPZM1A5P [Ⓢ]	For 1 actuator with shroud	Yellow	1	0.382
LPZM1A8	For 1 actuator	Grey	1	0.349
LPZM2A5	For 2 actuators	Yellow	1	0.456
LPZM2A8	For 2 actuators	Grey	1	0.458
LPZM3A8	For 3 actuators	Grey	1	0.603
LPZM4A8	For 4 actuators	Grey	1	0.581
LPZM5A8	For 5 actuators	Grey	1	0.680
LPZM6A8	For 6 actuators	Grey	1	0.671
With multiholes.				
LPZM4CA8	For 4 actuators	Grey	1	0.570
LPZM6CA8	For 6 actuators	Grey	1	0.660
LPZM8CA8	For 8 actuators	Grey	1	1.060
LPZM12CA8	For 12 actuators	Grey	1	1.360
LPZM16CA8	For 16 actuators	Grey	1	1.650

[Ⓢ] It is not possible to use plastic disks in combination with enclosure with protection.

General characteristics

Enclosures made of aluminium alloy suitable for pushbuttons, selector switches and pilot lights Ø22mm/0.87" Platinum series. Possible use of contact elements on the inside surface of the cover using the relevant mounting adapter.

The thickness of the enclosure is suitable for drilling. Up to 6 contacts can be fitted; 2 each on the left, middle and right, one behind the other. For the possible combinations consult this chapter on the actuator pages.

Operational characteristics

- Cable entry \varnothing : Ø21mm/0.83" (for M20 or PG13.5 cable gland)
- Degree of protection:
 - Per IEC/EN: IP66 and IP67
 - Per UL: Nema 4X
- Earth connection through threaded holes on the base and on the cover (screws supplied)
- Ambient conditions:
 - Operating temperature: -25...+70°C
 - Storage temperature: -40...+85°C.


Certifications and compliance

Certifications obtained: cULus.
Compliant with standards: IEC/EN/BS 60947-5-1.

Ⓢ Not available for multiholes LPZM...C type.

Order code	Dimensions (X, Y, Z) [mm(in)]	n° of rows	
		vertical	horizontal
LPZM1A5/A8	80x80x73 (3.15x3.15x2.87")	1	1
LPZM1A5P	80x80x108 (3.15x3.15x4.25")	1	1
LPZM2A5/A8	80x130x73 (3.15x5.12x2.87")	1	2
LPZM3A8	80x170x73 (3.15x6.69x2.87")	1	3
LPZM4A8	80x170x73 (3.15x6.69x2.87")	1	4
LPZM5A8	80x230x73 (3.15x9.05x2.87")	1	5
LPZM6A8	80x230x73 (3.15x9.05x2.87")	1	6
LPZM4CA8	80x170x73 (3.15x6.69x2.87")	2	2
LPZM6CA8	80x230x73 (3.15x9.05x2.87")	2	3
LPZM8CA8	160x160x90 (6.30x6.30x3.54")	4	2
LPZM12CA8	170x190x90 (6.69x7.48x3.54")	4	3
LPZM16CA8	190x250x90 (7.48x9.84x3.54")	4	4

Enclosures



Order code	Dimensions (X, Y, Z)	Cover colour	Qty per pkg	Wt.
LPZM1E5	80x80x73 (3.15x3.15x2.87")	Yellow	1	0.346
LPZM1E8	80x80x73 (3.15x3.15x2.87")	Grey	1	0.352
LPZM2E8	80x130x73 (3.15x5.12x2.87")	Grey	1	0.462
LPZM3E8	80x170x73 (3.15x6.69x2.87")	Grey	1	0.600
LPZM4E8	80x230x73 (3.15x9.05x2.87")	Grey	1	0.680
LPZM5E8	160x160x90 (6.30x6.30x3.54")	Grey	1	1.100
LPZM6E8	170x190x90 (6.69x7.48x3.54")	Grey	1	1.400
LPZM7E8	190x250x90 (7.48x9.84x3.54")	Grey	1	1.700

General characteristics

Enclosures made of aluminium alloy suitable for pushbuttons, selector switches and pilot lights Ø22mm/0.87" Platinum series.

Possible use of contact elements on the inside surface of the cover using the relevant mounting adapter.

The thickness of the enclosure is suitable for drilling. Up to 6 contacts can be fitted; 2 each on the left, middle and right, one behind the other.

For the possible combinations consult this chapter on the actuator pages.

Operational characteristics

- Degree of protection:
 - Per IEC/EN: IP66 and IP67
 - Per UL: Nema 4X
- Earth connection through threaded holes on the base and on the cover (screws supplied)
- Ambient conditions:
 - Operating temperature: -25...+70°C
 - Storage temperature: -40...+85°C.

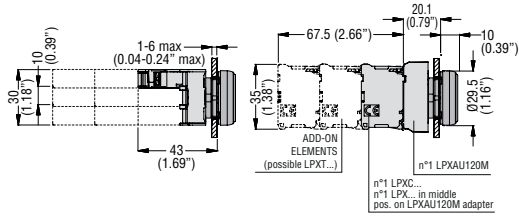
Certifications and compliance

Certifications obtained: cULus.
Compliant with standards: IEC/EN/BS 60947-5-1.

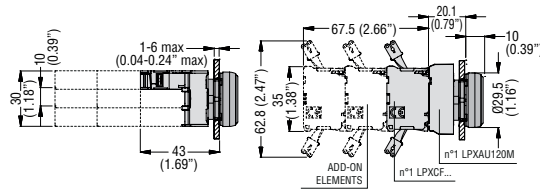
Order code	Max. actuator number	n° of rows	
		vertical	horizontal
LPZM1E5/E8	1	1	1
LPZM2E8	2	1	2
LPZM3E8	4	1	3
LPZM4E8	6	1	5
LPZM5E8	8	4	2
LPZM6E8	12	4	3
LPZM7E8	16	4	4

LPXAU120M WITH CONTACT ELEMENTS AND LPS

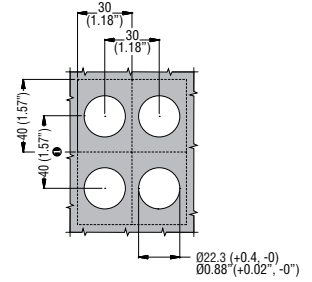
Flush pushbutton with screw terminal single contact or LED or test elements



Flush pushbutton with Faston contact elements



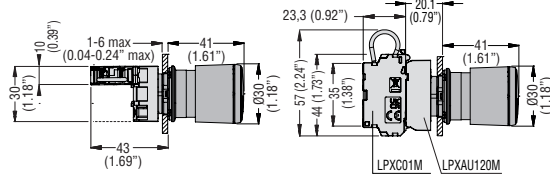
Drillings - Minimum recommended distances



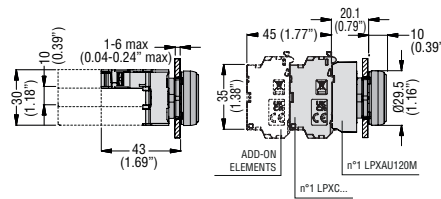
● When Faston contacts are used, the vertical pitch must be 85mm minimum.

Mushroom-head pushbutton with auto-monitor contacts

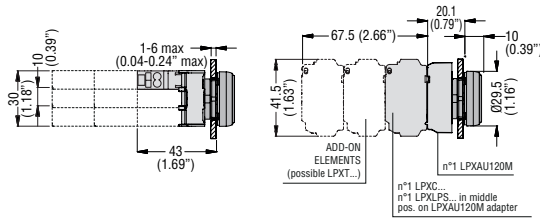
LPXC01SM



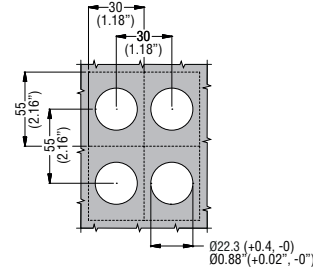
Flush pushbutton with screw terminal double contacts



Flush pushbutton with test element and spring-clamp terminal contact or LED elements LPXCS... - LPXLPS...

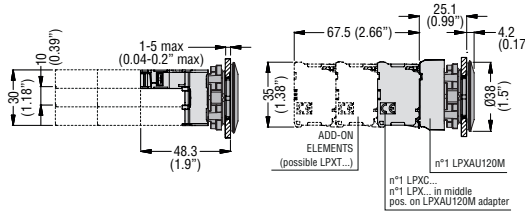


Drillings - Minimum recommended distances with spring-clamp terminal contact or LED elements

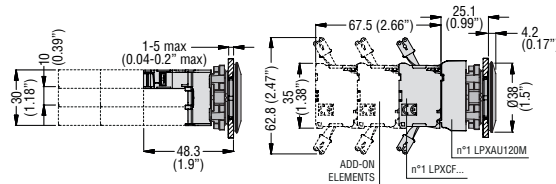


LPXAU120M WITH CONTACT ELEMENTS AND LPF ACTUATORS

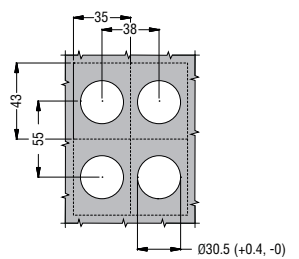
Flush pushbutton with screw terminal single contact or LED or test elements



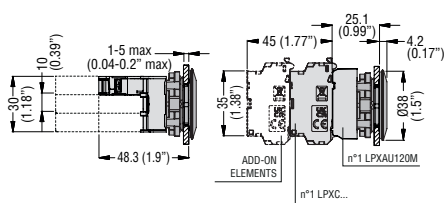
Flush pushbutton with Faston contact elements



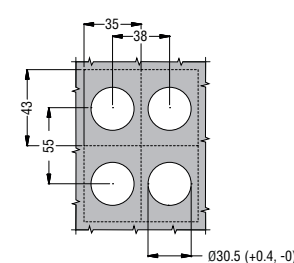
Drillings - Minimum recommended distances



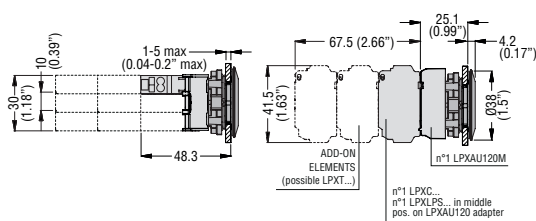
Flush pushbutton with screw terminal double contacts



Drillings - Minimum recommended distances with spring-clamp terminal contact or LED elements

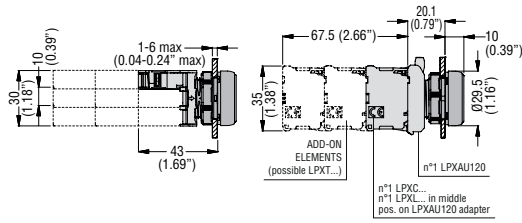


Flush pushbutton with test element and spring-clamp terminal contact or LED elements LPXCS... - LPXLPS...

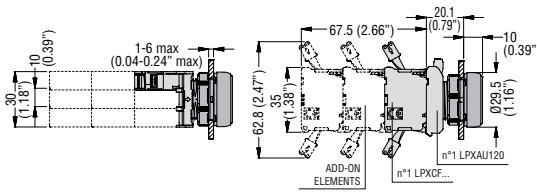


LPXAU120 WITH CONTACT ELEMENTS AND LPC ACTUATORS

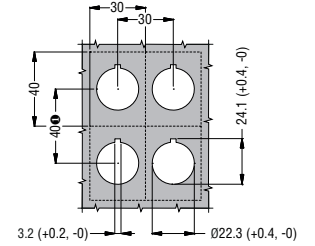
Flush pushbutton with screw terminal single contact or LED or test elements



Flush pushbutton with Faston contact elements

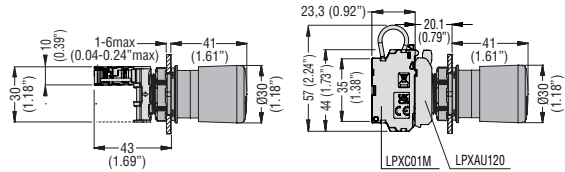


Drillings - Minimum recommended distances

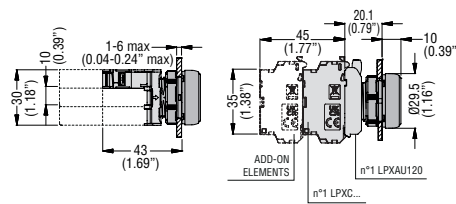


Mushroom-head pushbutton with auto-monitor contacts

LPXC01M

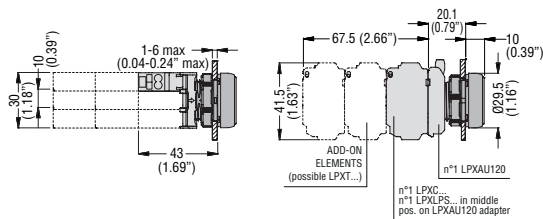


Flush pushbutton with screw terminal double contacts

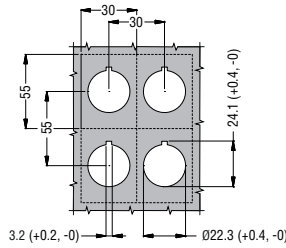


ⓘ When Faston contacts are used, the vertical pitch must be 85mm minimum.

Flush pushbutton with test element and spring-clamp terminal contact or LED elements LPXCS... - LPXLPS...

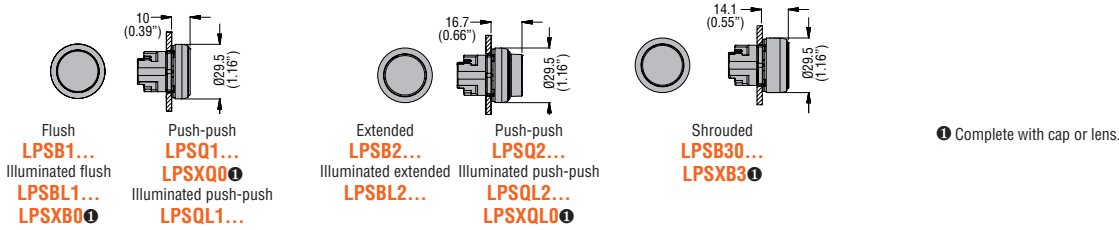


Drillings - Minimum recommended distances with spring-clamp terminal contact or LED elements

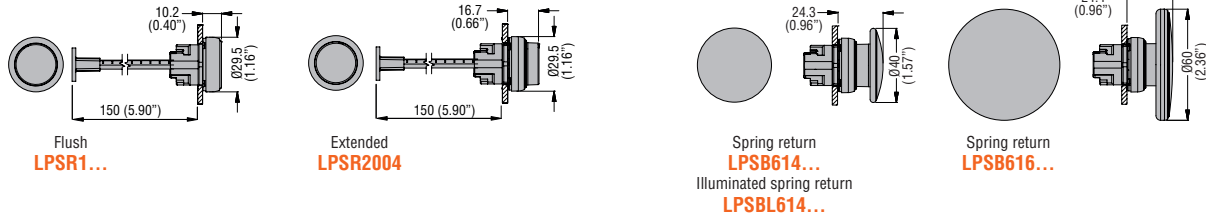


LPS TYPES

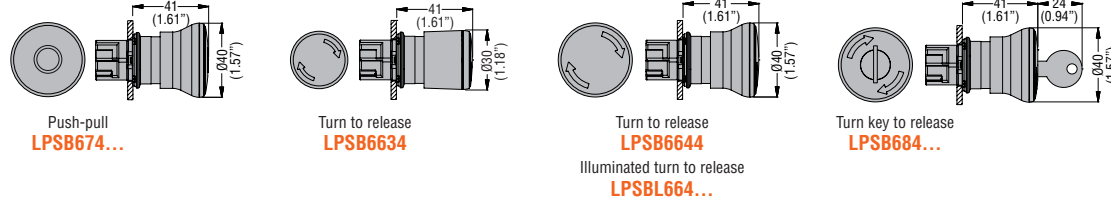
Spring-return and push-push buttons



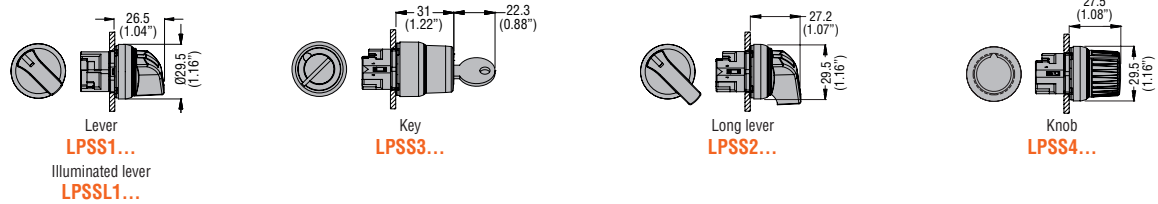
Mechanical buttons



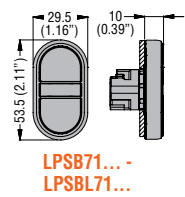
Mushroom-head latch button actuators



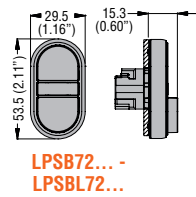
Selector switch actuators



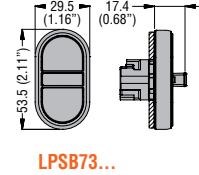
Flush double-touch buttons with or without light indicator



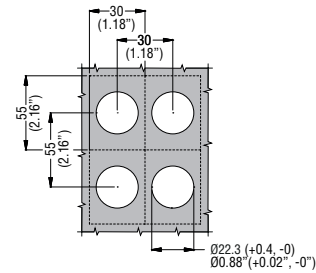
Double-touch buttons with an extended button with or without light indicator



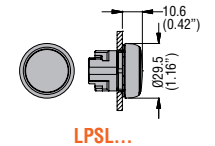
Triple-touch button with middle extended button



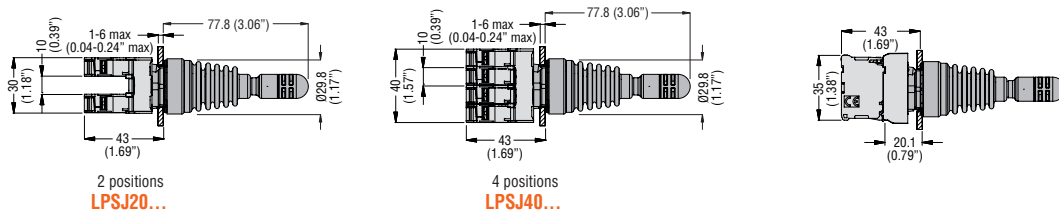
Drillings - Minimum recommended distances



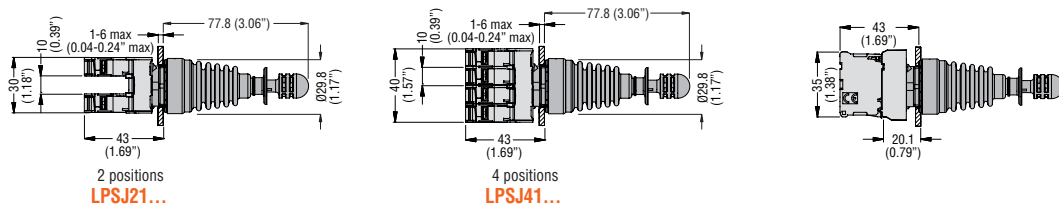
Pilot light head



Joystick with free actuation lever

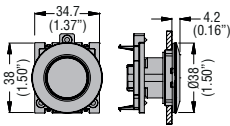


Joystick with mechanical latch lever

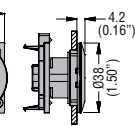


LPF TYPES

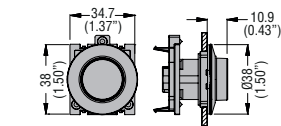
Spring-return and push-push buttons



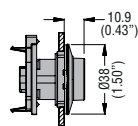
Flush
LPFB1...
Illuminated flush
LPFB1...
LPFB1...
LPFB1...



Push-push
LPFQ1...
LPFXQ1
Illuminated push-push
LPFQ1...
LPFQ1...



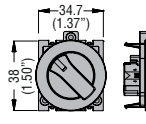
Extended
LPFB2...
Illuminated extended
LPFB2...
LPFB2...



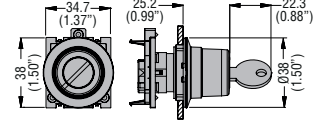
Push-push
LPFQ2...
Illuminated push-push
LPFQ2...
LPFQ2...

① Complete with cap or lens.

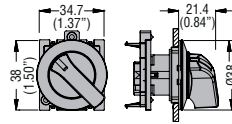
Selector switch actuators



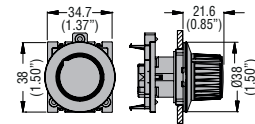
Lever
LPFS1...
Illuminated lever
LPFS1...



Key
LPFS3...

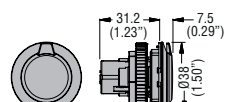


Long lever
LPFS2...

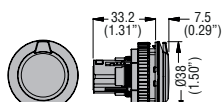


Knob
LPFS4...

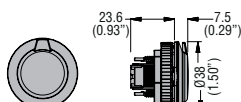
Communication interfaces LPSD...



LPFD01

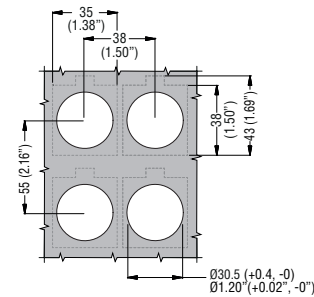


LPFD03 - LPFD05

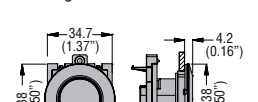


LPFD06

Drillings - Minimum recommended distances



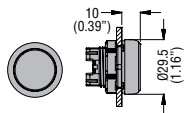
Pilot light head



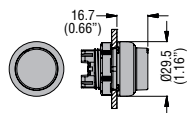
LPFL...

LPC TYPES

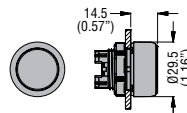
Spring-return and push-push buttons



Flush
LPCB1...
Illuminated flush
LPCB1...
LPCB1...



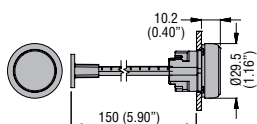
Extended
LPCB2...
Illuminated extended
LPCB2...
Illuminated push-push
LPCB2...
LPCB2...



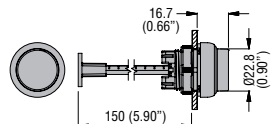
Shrouded
LPCB30...
LPCB30...
LPCB30...

① Complete with cap or lens.

Mechanical buttons

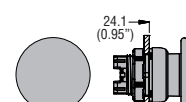


Flush
LPCR1...

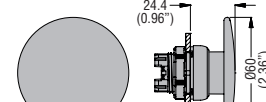


Extended
LPCR2004

Mushroom-head button actuators

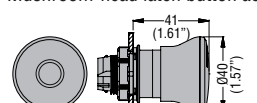


Spring return
LPCB614...
Illuminated spring return
LPCB614...

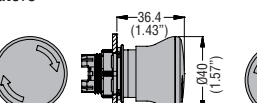


Spring return
LPCB616...

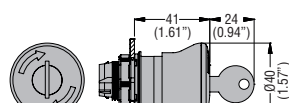
Mushroom-head latch button actuators



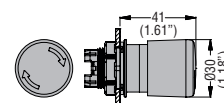
Push-pull
LPCB674...



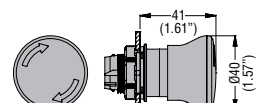
Turn to release
LPCB634...



Turn key to release
LPCB684...

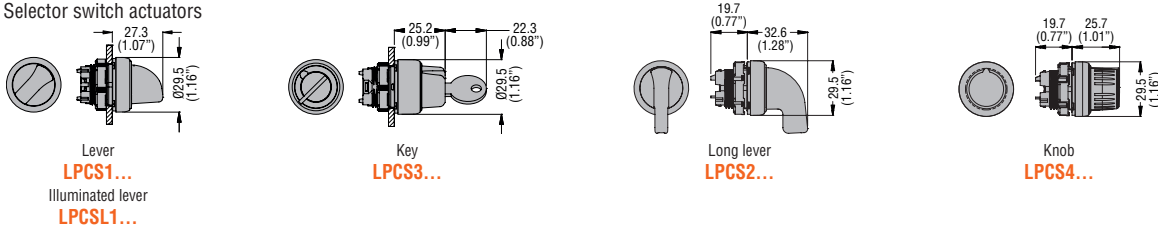


Turn to release
LPCB6634

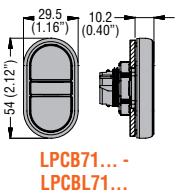


Turn to release
LPCB6644
Illuminated turn to release
LPCB6644...

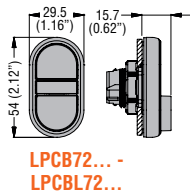
Selector switch actuators



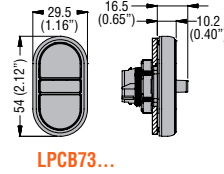
Flush double-touch buttons with or without light indicator



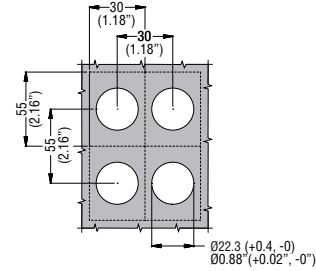
Double-touch buttons with an extended button with or without light indicator



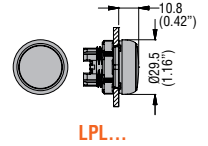
Triple-touch button with middle extended button



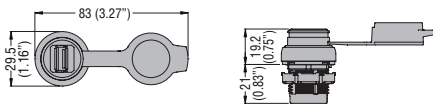
Drillings - Minimum recommended distances



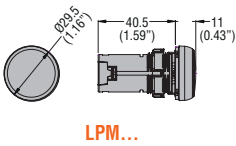
Pilot light head



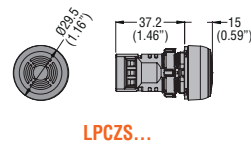
Communication interfaces LPCD...



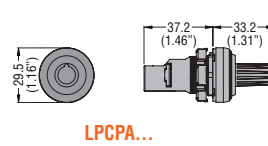
LED-integrated monoblock pilot lights



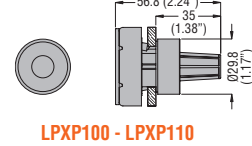
Monoblock buzzers



Monoblock potentiometer

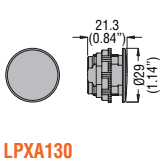


Potentiometer drive

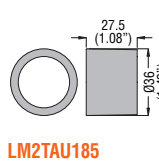


PLATINUM ACCESSORIES

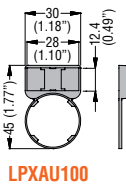
Threaded plug for unused drilled holes



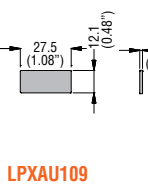
Knob selector switch protection



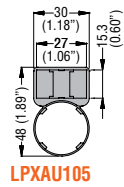
Label holder



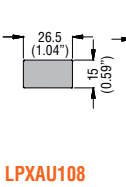
Label



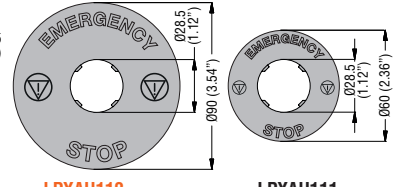
Label holder



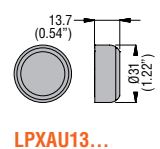
Label



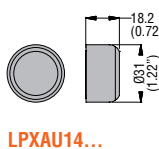
Plastic disk for mushroom-head pushbuttons



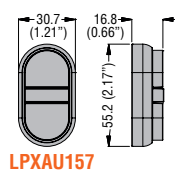
Rubber boot for flushbuttons



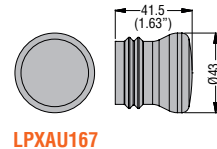
Rubber boot for extended buttons



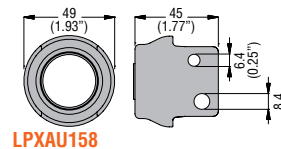
Double/triple button boot



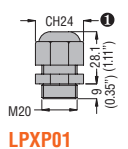
Rubber boot for mushroom-head buttons



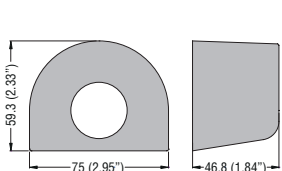
Padlockable protection for mushroom-head latch buttons



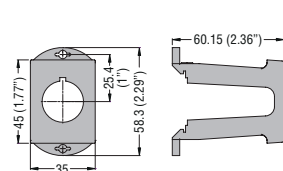
Cable gland



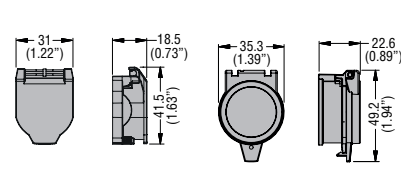
Shroud for mushroom-head latch buttons



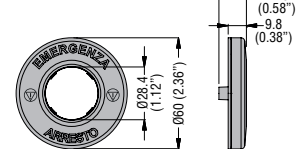
DIN rail adapter



Protection covers



Illuminated disk for mushroom-head pushbuttons

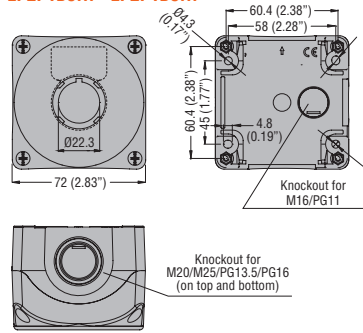


8 Pushbuttons and selector switches

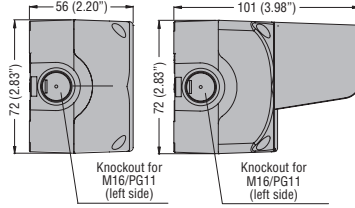
PLatinum series plastic control stations dimensions [mm (in)]

PLASTIC CONTROL STATIONS

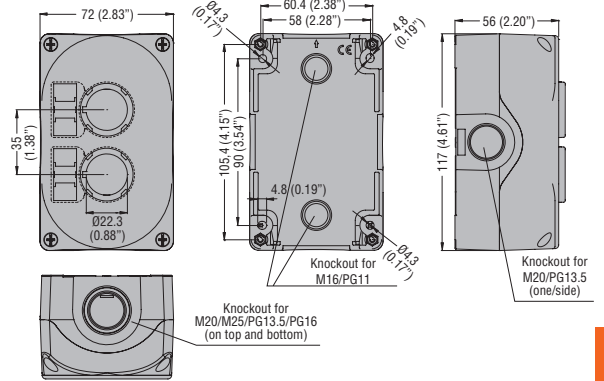
LPZP1A5 - LPZP1A5D - LPZP1A8
LPZP1B5... - LPZP1B8...



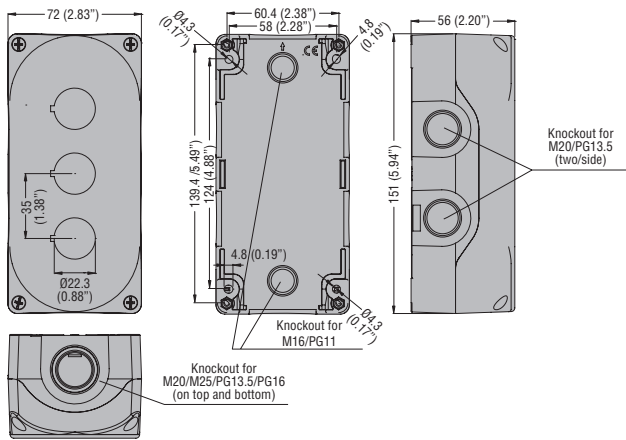
LPZP1A5P
LPZP1A8P



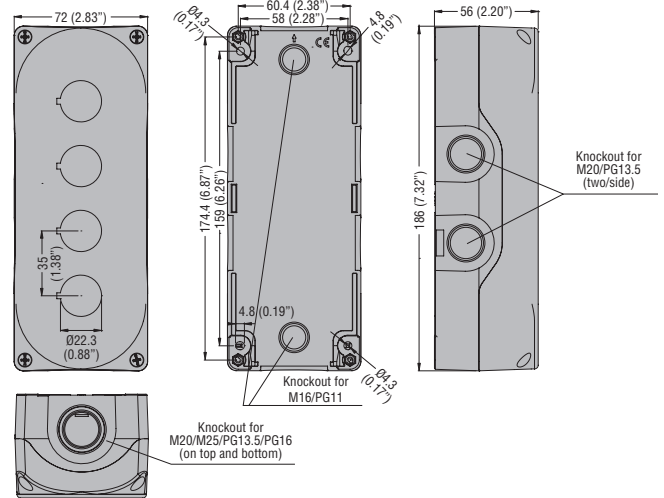
LPZP2A5 - LPZP2A8
LPZP2B5... - LPZP2B8...



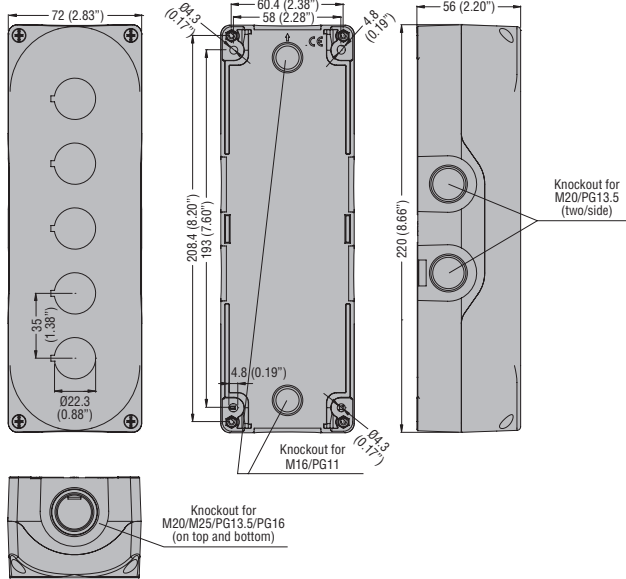
LPZP3A8
LPZP3B8...



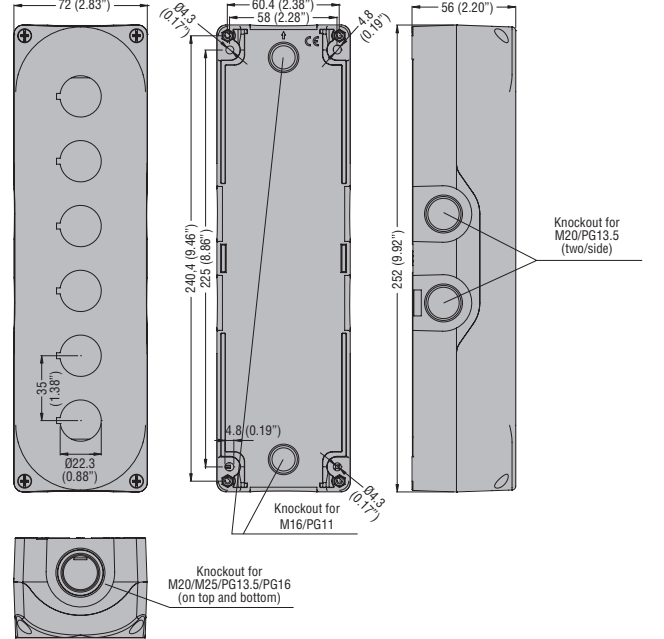
LPZP4A8



LPZP5A8



LPZP6A8

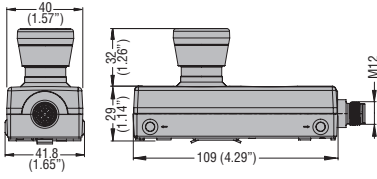


8 Pushbuttons and selector switches

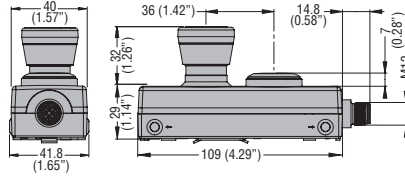
Control stations for profile rails and palm switches dimensions [mm (in)]

CONTROL STATIONS FOR PROFILE RAILS

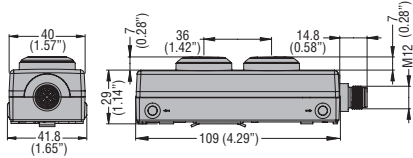
LP4P1B5600



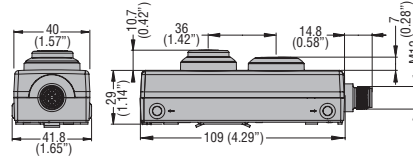
LP4P2B5900



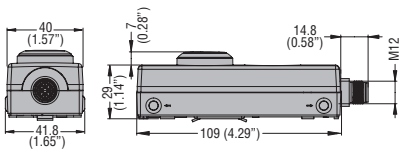
LP4P2B8900 - LP4P2B8901



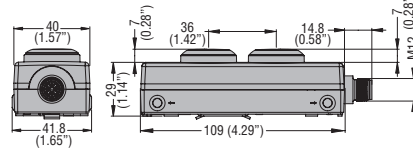
LP4P2B8902 - LP4P2B8903



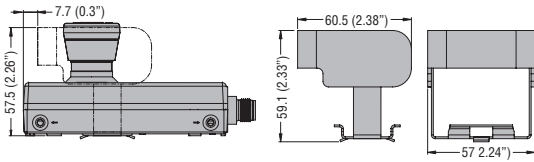
LP4P1B8100L



LP4P2B8100L

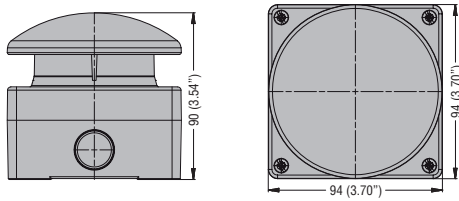


LP4X159



PALM SWITCHES

LP9...

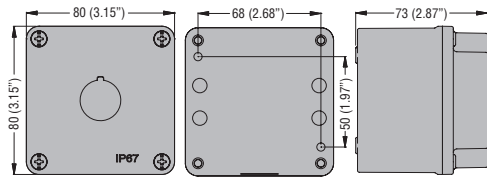


8 Pushbuttons and selector switches

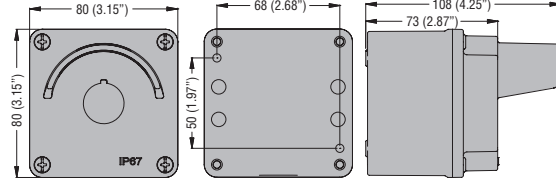
Metal control stations dimensions [mm (in)]

METAL CONTROL STATIONS

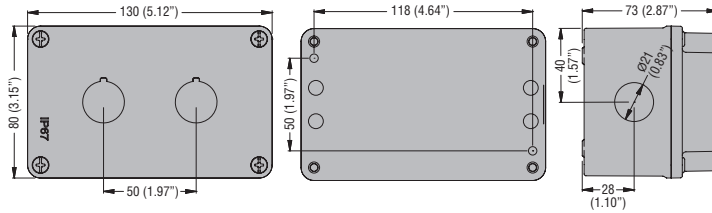
LPZM1A...



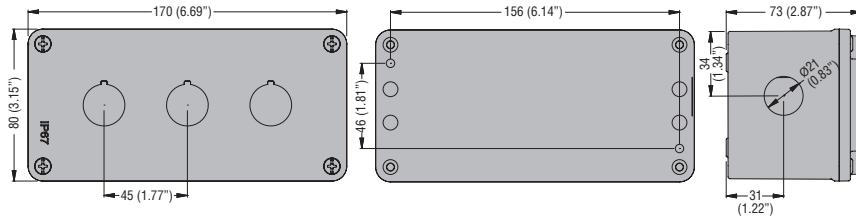
LPZM1A5P



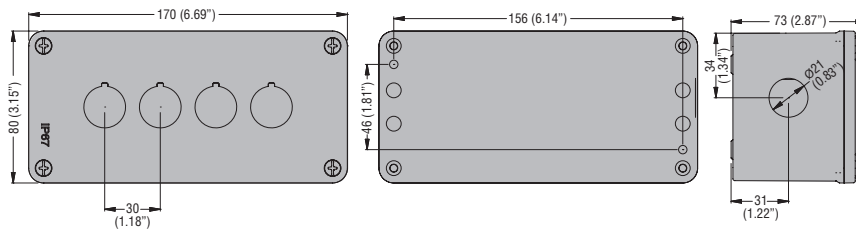
LPZM2A...



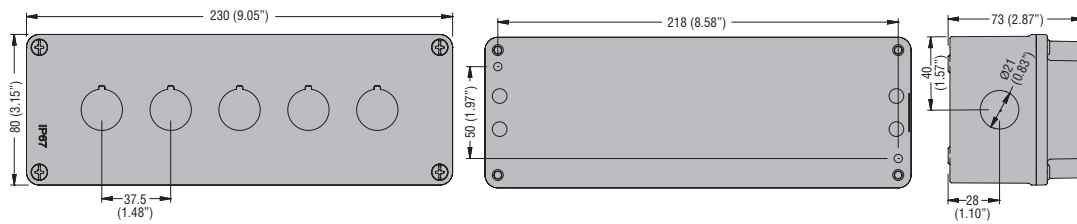
LPZM3A8



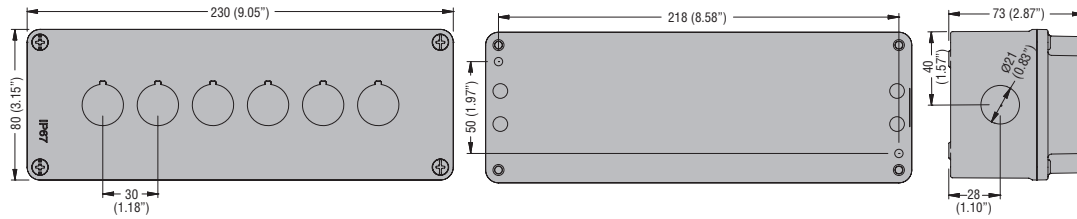
LPZM4A8



LPZM5A8



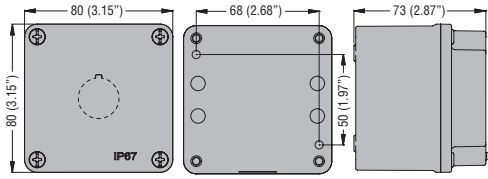
LPZM6A8



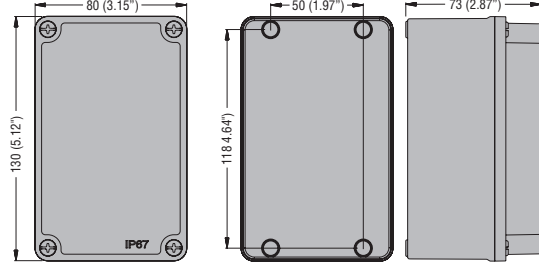
8 Pushbuttons and selector switches

Metal control stations and enclosures dimensions [mm (in)]

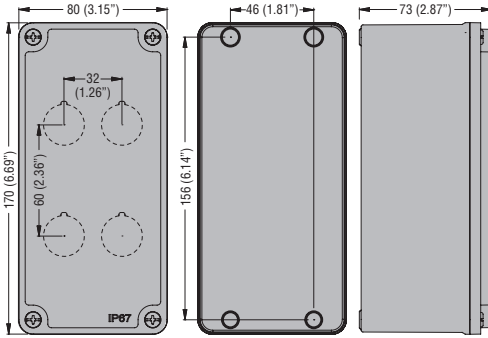
LPZM1E...



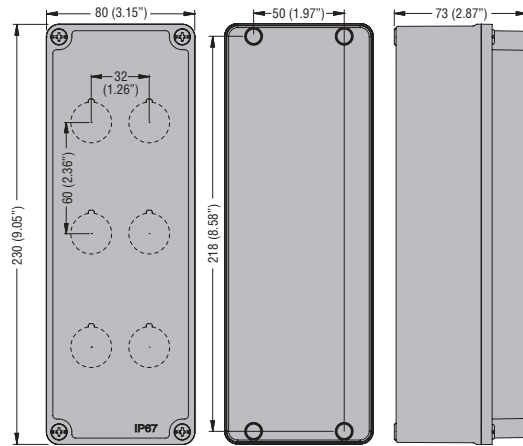
LPZM2E8



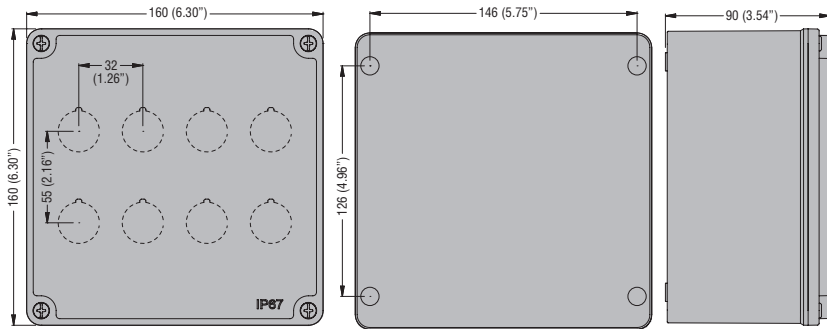
LPZM4CA8 - LPZM3E8



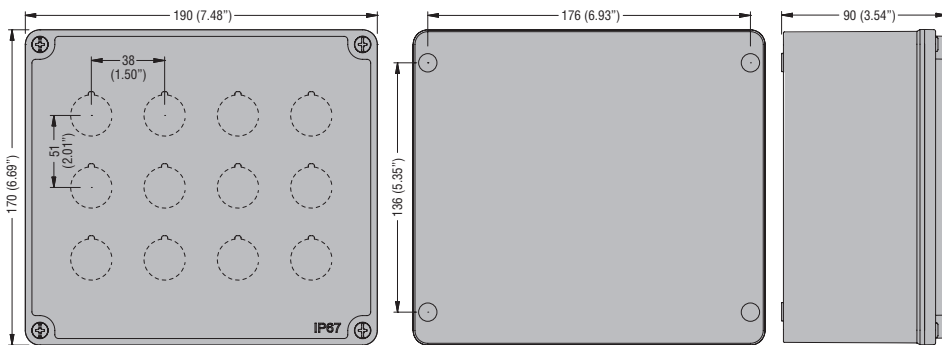
LPZM6CA8 - LPZM4E8



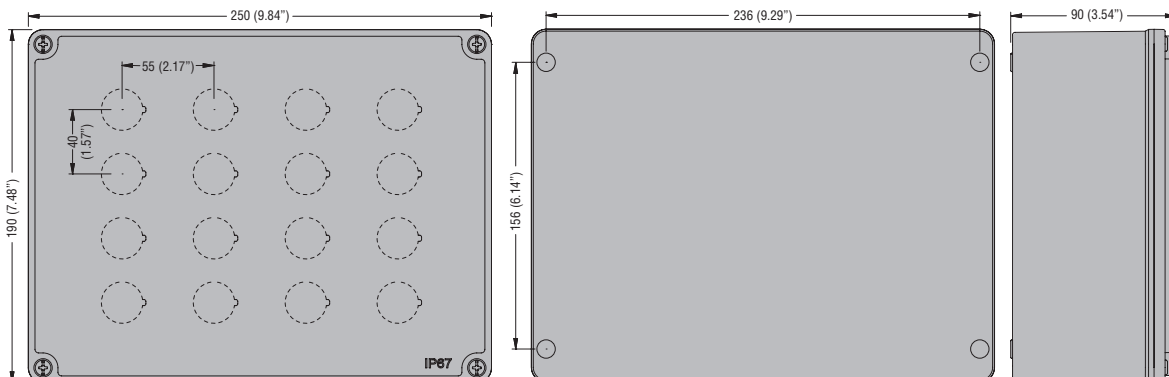
LPZM8CA8 - LPZM5E8



LPZM12CA8 - LPZM6E8



LPZM16CA8 - LPZM7E8



FOR PUSHBUTTONS AND SELECTOR SWITCHES

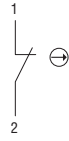
LPXC10 - LPXE10... -
LPXCF10 - LPXCS10 -
LPXCB10



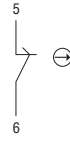
LPXC10A



LPXC01 - LPXE01... -
LPXCF01 - LPXCS01 -
LPXCB01 - LPZP1B...



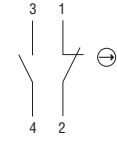
LPXC01D



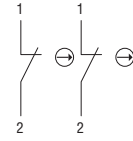
LPXC20



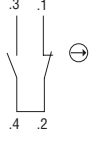
LPXC11



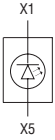
LPXC02



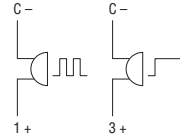
LPXC01M



LPM...
LPXL...



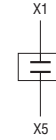
LPCZS...



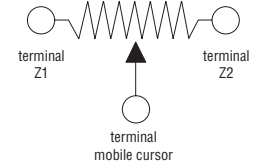
LPXT100



LPXT101
LPXT102



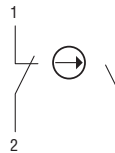
LPCPA...



LP9S01R



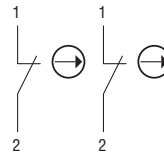
LP9S11B
LP9S11R
LP9P11R




LP9S10B




LP9P02R




LPFD01 - LPCD01




LPFD03 - LPCD03



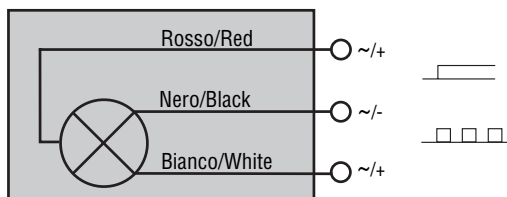
LPFD05 - LPCD05



LPFD06 - LPCD06



LPXDAU...024



LPXDAU...110 - LPXDAU...230

