



Product designation

MINIATURE  
RELAYS  
HR301C

Product type designation

**Contact characteristics**

Contact configuration		1 C/O
Rated insulation voltage $U_i$ IEC/EN	V	250
Rated impulse withstand voltage $U_{imp}$	kV	6
IEC Conventional free air thermal current $I_{th}$	A	16
Maximum instantaneous current	A	60
Rated current ( $I_n$ )	A	16
Relay control voltage	V	24VDC

Max contrrollable power in

AC-1	W	4000
AC-15	VA	300

Rated operating power AC-1

VA	4000
----	------

Rated operating power AC-15

230 VAC	VA	300
---------	----	-----

Single-phase motor control

230VAC	kW	0.4
--------	----	-----

Rated operating current DC-1

30V	A	12
110V	A	0.3
220V	A	0.1

Minimum switching load

V / mA	5 / 100
--------	---------

Contact impedance

mΩ	100
----	-----

Contact material

AgSnO<sub>2</sub>

**Operating times**

Closing	ms	10
Opening	ms	5

**Operations**

Mechanical life	cycles	10000000
Electrical life AC1	cycles	50000

**Coil characteristics**

Average coil consumption AC at 20°C	VA	0.9
Average coil consumption DC at 20°C	W	0.45

Operating range

Closing	% $U_n$	75...110
Opening	% $U_n$	10...30

Maximum cycle frequency

cycles/h	3600
----------	------

**Mechanical features**

Max socket terminal tightening torque	Nm	0.6
Socket screw tightening tool (cross / flat blade)		PH1 / 4.5mm

Conductor section

AWG/Kcmil

	min	20
	max	14
IEC		
	min	mm <sup>2</sup> 0.5
	max	mm <sup>2</sup> 2.5
Operating position	normal	Any
Fixing		On 35mm DIN rail and with screw

#### Ambient conditions

##### Temperature

##### Operating temperature

min	°C	-40
max	°C	+85

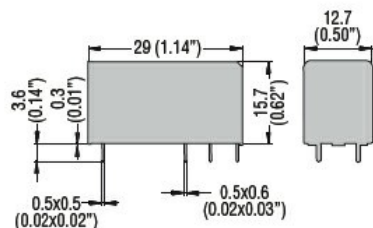
##### Storage temperature

min	°C	-40
max	°C	+85

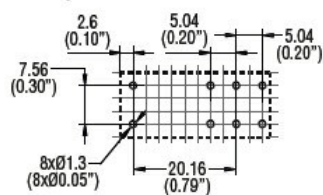
#### Other features

Indication	No
Mechanical contact position indicator	No
Mechanical test actuator	No

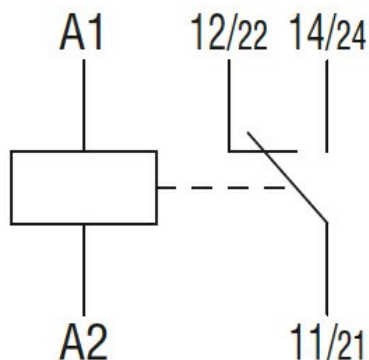
#### Dimensions



##### PCB layout



#### Wiring diagrams



#### Certifications and compliance

##### Compliance

IEC/EN 61810

---

Certificates

CSA

cURus

EAC

VDE

ETIM classification

ETIM 8.0

EC001437 -  
Switching relay