

# POWER DISTRIBUTION BLOCKS



## Single-pole



ACB1P...

Order code	Number of terminals	Rated current	Max wire section (input)	Qty per pkg	Wt
		[A]	mm <sup>2</sup>	n°	[kg]
IEC rated voltage: 1000V. cURus rated voltage: 600V.					
ACB1P085A07	7	85	16	1	0.072
ACB1P150A08	8	150	35	1	0.154
ACB1P200A08	8	200	70	1	0.154
ACB1P255A12	12	255	120	1	0.405
ACB1P335A12	12	335	185	1	0.405
ACB1P520A12	12	520	Ⓢ	1	0.393

Ⓢ Slot 25x9.5mm for flexible busbars.


## Two-pole



ACB2P...

Order code	Number of terminals	Rated current	Max wire section (input)	Qty per pkg	Wt
		[A]	mm <sup>2</sup>	n°	[kg]
IEC rated voltage: 500V.					
ACB2P100G07	7	100	25	1	0.130
ACB2P100G15	15	100	25	1	0.230
ACB2P125G15	15	125	35	1	0.230

## Four-pole



ACB4P...

Order code	Number of terminals	Rated current	Max wire section (input)	Qty per pkg	Wt
		[A]	mm <sup>2</sup>	n°	[kg]
IEC rated voltage: 500V.					
ACB4P100G07	7	100	25	1	0.238
ACB4P100G11	11	100	25	1	0.345
ACB4P100G15	15	100	25	1	0.440
ACB4P125G11	11	125	35	1	0.345
ACB4P125G15	15	125	35	1	0.440
IEC rated voltage: 500V - Enlarged input terminal.					
ACB4P125D07	7	125	35	1	0.375
ACB4P125D11	11	125	35	1	0.495
ACB4P125D15	15	125	35	1	0.515
ACB4P160D12	12	160	50	1	0.615

### General characteristics

LOVATO Electric ACB... series power distribution blocks are accessories that, in the context of electrical systems, provide a centralized point for efficiently routing and distributing power to multiple circuits or devices, ensuring fast-ordered and well organized wiring layout, simplifying maintenance and troubleshooting.

### Operational characteristics

- IEC rated insulation voltage Ui: 690V for ACB1...; 500V for ACB2... and ACB4...
- Mounting on 35mm DIN rail (IEC/EN/BS 60715) or by screw
- Mounting position: Any
- Hinged or removable cover
- IEC degree of protection: IP20 on front.

### Certifications and compliance

Certifications obtained: cURus for ACB1... types; TÜV for ACB...G... types.  
Compliant with standards: IEC/EN/BS 60947-7-1.

## Technical characteristics

TYPE	ACB1P085A07	ACB1P150A08	ACB1P200A08	ACB1P255A12	ACB1P335A12	ACB1P520A12	ACB2P100G07	ACB2P100G15	ACB2P125G15	ACB4P100G07	ACB4P100G11	ACB4P100G15	ACB4P125G11	ACB4P125G15	ACB4P125D07	ACB4P125D11	ACB4P125D15	ACB4P160D12	
<b>ELECTRICAL CHARACTERISTICS</b>																			
Number of poles	n° 1						2		4				4						
Rated insulation voltage Ui	V 1000 Ⓢ						500		500				500						
Conventional free air thermal current Ith	A 85	150	200	255	335	520	100	125	100	125	125	160							
Rated peak withstand current Ipk	kA 22	30		51		20	20	20	20	20	38								
Rated short-time withstand current Icw	kA 3	4.2	11.8	24.5		4.5	4.5	4.5	4.5	4.5	8.2								
<b>CONDUCTOR SECTION CONNECTABLE</b>																			
Conductor section connectable	mm <sup>2</sup> 2.5...16	10...35	10...70	35...120	95...185	Ⓢ	10...25	10...25	10...35	10...25	10...25	10...35	10...35	10...35	10...35	10...35	10...25	10...25	10...50
Terminal holes (hole n° x Ø)	mm 3x6	1x10	1x12	1x16	1x19.5	Ⓢ	1x8.5	2x8.5	2x8.8	1x8.5	2x8.5	2x8.8	1x9	1x11.5					
Conductor section connectable	mm <sup>2</sup> 2.5...16	2.5...16		6...25		2.5...6	2.5...6	10...25	2.5...6	2.5...6	10...25	10...25	10...25	10...25	10...25	10...25	10...25	10...25	10...25
Terminal holes (hole n° x Ø)	mm 4x4.4	1x7.5		2x9.5		3x5.5	7x5.5	2x7.5	1x5.5	2x5.5	2x7.5	1x7.5	3x7.5	3x8.5					
Conductor section connectable	mm <sup>2</sup> –	2.5...16		2.5...16		1.5...4	1.5...4	2.5...6	1.5...4	1.5...4	1.5...4	2.5...6	2.5...6	2.5...6	2.5...6	2.5...6	2.5...6	2.5...6	2.5...16
Terminal holes (hole n° x Ø)	mm –	6x6		5x7		3x4.5	6x4.5	11x5.5	5x4.5	7x4.5	11x4.5	7x5.5	11x5.5	5x5.5	7x5.5	11x5.5	8x7		
<b>TOOL</b>																			
Phillips	–						2		2				2						
Metric Allen Key	mm 2.5 - 3	3 - 6		3-4-5-8		3-4-5-10	–		–				4 Ⓢ						
<b>AMBIENT CONDITIONS</b>																			
Operating position	Any						Any		Any				Any						
Fixing	Screw or on 35mm DIN rail						Screw or on 35mm DIN rail		Screw or on 35mm DIN rail				Screw or on 35mm DIN rail						

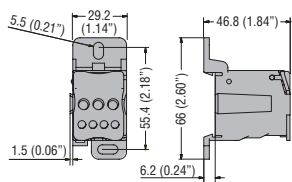
Ⓢ 600V for UL standard.

Ⓢ Slot 25x9.5mm for flexible busbars.

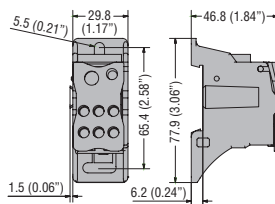
Ⓢ Allen key 4mm just for the input wire.

## Dimensions [mm(in)]

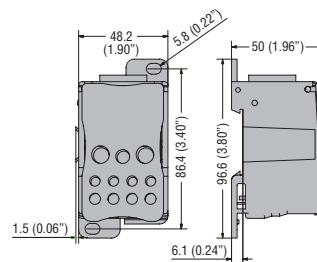
**ACB1P085A07**



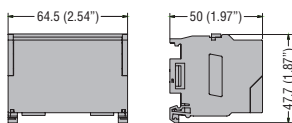
**ACB1P150A08 - ACB1P200A08**



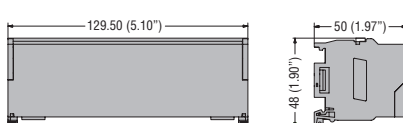
**ACB1P255A12 - ACB1P335A12 - ACB1P520A12**



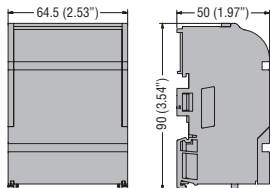
**ACB2P100G07**



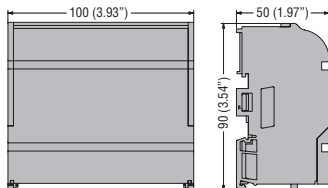
**ACB2P100G15 - ACB2P125G15**



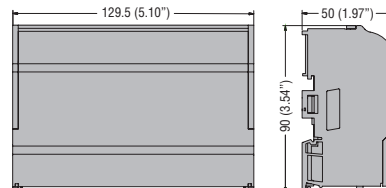
**ACB4P100G07**



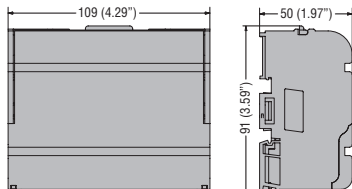
**ACB4P100G11 - ACB4P125G11**



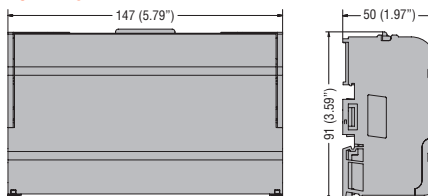
**ACB4P100G15 - ACB4P125G15**



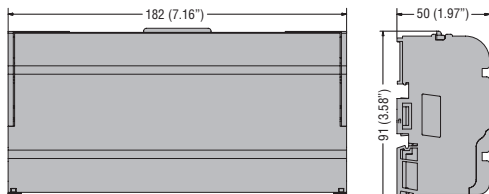
**ACB4P125D07**



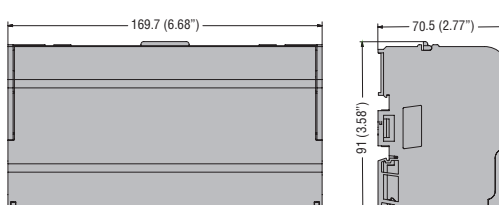
**ACB4P125D11**



**ACB4P125D15**



**ACB6P160D12**



# ■ POWER DISTRIBUTION BLOCKS



ENERGY AND AUTOMATION

[www.LovatoElectric.com](http://www.LovatoElectric.com)

## LOVATO ELECTRIC S.P. A.

via Don E. Mazza, 12  
24020 Gorle (Bergamo) ITALY

tel 035 4282111  
[info@LovatoElectric.com](mailto:info@LovatoElectric.com)

Follow us



The products described in this publication are subject to be revised or improved at any moment. Catalogue descriptions and details, such as technical and operational data, drawings, diagrams and instructions, etc., do not have any contractual value. In addition, products should be installed and used by qualified personnel and in compliance with the regulations in force for electrical systems in order to avoid damages and safety hazards.