

- 10, 12 and 20 Input-Output base modules
- Expansion modules with 4 digital Inputs and 4 digital Outputs
- Expansion modules with analog Inputs-Outputs
- RS485 Modbus-RTU slave communication module
- USB or RS232 cable for connection to PC or operator panel
- Program backup memory connection
- On-board programming languages: Italian, English, Spanish, French, German, Portuguese, Chinese, Polish, Russian, Turkish.
- Software programming languages: Italian, English and Spanish
- HMI with graphic touchscreen display, 64k colors, format 4.3", 7" and 10.1".

Micro PLCs

Base modules	22 - 4
Expansion and communication modules.....	22 - 4
Accessories	22 - 5
Kit	22 - 5

HMI	22 - 7
------------------	---------------

Dimensions	22 - 8
-------------------------	---------------

Wiring diagrams	22 - 9
------------------------------	---------------

Technical characteristics	22 - 10
--	----------------



SEC. - PAGE



Page 22-4

MICRO PLCs

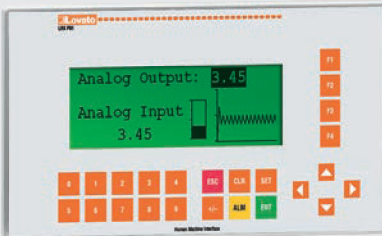
- 10 Inputs/Outputs (LRD10...)
- 12 Inputs/Outputs (LRD12...)
- 20 Inputs/Outputs (LRD20...)
- 12VDC, 24VDC, 24VAC or 100...240VAC power supply
- Relay or transistor outputs.



Page 22-4

EXPANSION AND COMMUNICATION MODULES

- 4 digital inputs / 4 digital outputs
- Analog inputs, 0...10V or 0/4...20mA
- Analog outputs, 0...10V or 0/4...20mA
- Relay or transistor outputs
- PT100 temperature sensor inputs
- Modbus-RTU protocol slave communication unit
- 24VDC, 24VAC or 100...240VAC power supply.



Page 22-5

ACCESSORIES

- Program backup memory
- Programming and supervision software
- Power supply unit
- HMI operator panel with graphic LCD.



Page 22-5

STARTER AND TRAINING KITS

- Complete kit to begin using micro PLCs, each equipped with LRD micro PLC, programming and supervision software and USB connecting cable
- Training kits complete with micro PLC and Inputs/Outputs simulation board.



Page 22-7

HMI

- TFT graphic display with touchscreen, 64k colors
- Available in formats 4.3", 7" and 10.1"
- Programming software
- IP66, Type 2 and 4X.

MICRO PLC - EXCEPTIONAL PERFORMANCE!



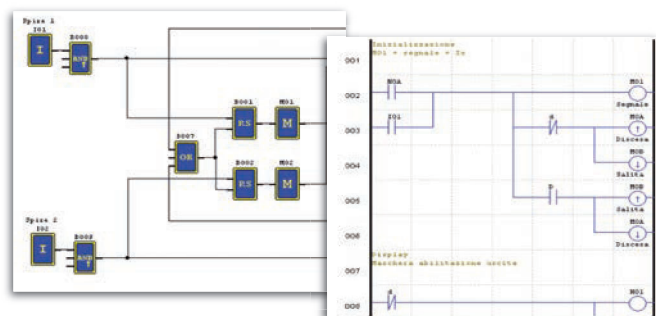
- **SYSTEM CONTROL AND SUPERVISION**
 - Contact status viewing in simple pages on display
 - Possibility to add the micro PLC to data networks. By using **Synergy** supervision and energy management software, a multiclient structure can also be managed through Web interface.
- **QUICK CONTROL BOARD INSTALLATION**
 - Fewer number of components
 - Less wiring with minor number of connections.
- **REPETITIVENESS**
 - Less errors during panel assembly
 - Considerable time saving.
- **FLEXIBILITY**
 - Quick correction of abnormal conditions at final testing
 - Fast changes on control boards.

● **FUNCTION BLOCKS AND MEMORY**

Timer (T) (delay on/off, recycle, pulsing, ...)	31
Real Time Clock (RTC) (daily, weekly, monthly and yearly mode)	31
Counter (C)	31
Analog comparator (G)	31
User's pages (H) - 16 characters - 4 lines	31
Auxiliary relays - Markers (M + N memory types)	63 + 63
Arithmetic operation: addition/subtraction and multiplication/division	31 + 31
Data register (DR)	240
Possibility to save in the internal memory:	
- Auxiliary relays	
- Counter values	
- Data registers.	

● **PROGRAM SIZE**

Language	
LADDER (contact scheme)	300 lines
FBD (function blocks)	260 blocks

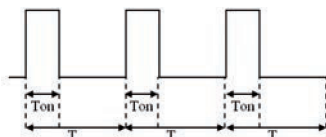


FUNCTIONS

● **PWM OUTPUT**

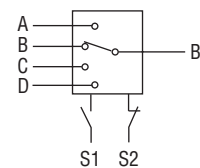
Pulse train generation with programmable pulse time and frequency

$$V_{out} = 24VDC \times \frac{T_{on}}{T}$$

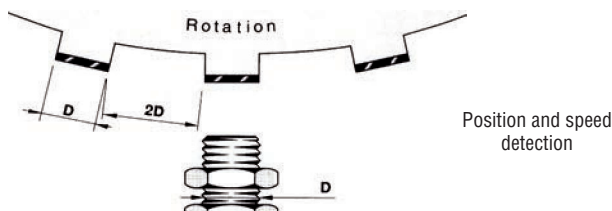


● **MULTIPLEXER**

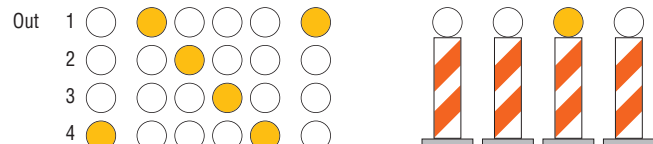
Selection of 1 of 4 values according to the combination of two digital signals



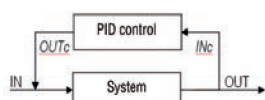
● **HIGH SPEED INPUT**



● **SHIFT FUNCTION** - activation of pulsed outputs in sequence



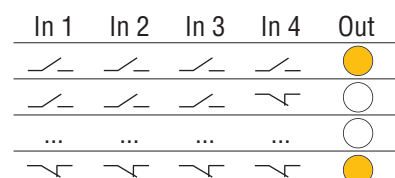
● **PID**



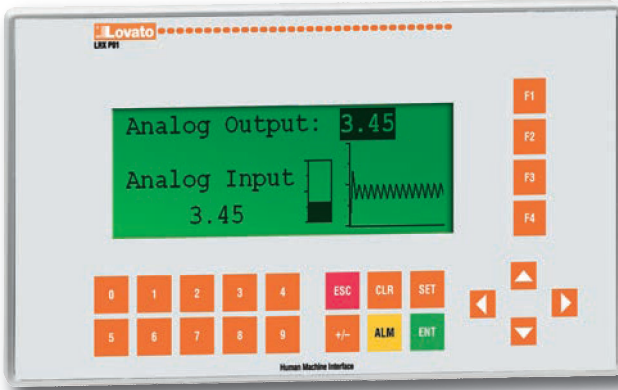
IN: heating switch on and required temperature setting
 OUT: current room temperature
 INc: measured room temperature in an exact spot
 OUTc: temperature adjusting and controlling.

● **BOOLEAN LOGIC BLOCKS**

Output activation based on a series of digital signals



HMI OPERATOR PANEL LRXP01



HMI INTERFACE

LRXP01 is a HMI operator panel, used with many types of PLCs or other intelligent controllers equipped with communication port with Modbus-RTU protocol.

By using the HMI, the values of both PLC inner registers and relay status can be monitored or modified with the keys of the frontal keyboard. This enables the functioning of machinery and equipment to be simple and direct.


The LRXSWP01 editor software permits to make dedicated screens by taking advantage of the graphic display to view bitmaps, bar graphs and trend lines.

BACKLIGHT 192x64 PIXEL GRAPHIC LCD

<p>Read numerical values</p> <p>Static text</p>	<p>Dynamic text</p> <p>Read status (bits)</p>	<p>Commands</p> <p>Display bar graphs and trend lines</p>	<p>Write numerical values</p>
<p>Images</p>			

COMMUNICATION MODES


LRXP01 supports Modbus-RTU protocol and can be connected to devices via the integrated RS232 and RS485 communication ports.



Base modules



LRD10...
LRD12...



LRD20RD024P1

Order code	Auxiliary supply voltage	Inputs/Outputs	Qty per pkg	Wt
			n°	[kg]
Base modules.				
LRD12RD024	24VDC	8/4 relay	1	0.241
LRD12TD024	24VDC	8/4 transistor	1	0.220
LRD20RD024	24VDC	12/8 relay	1	0.360
LRD12RA024	24VAC	8/4 relay	1	0.250
LRD20RA024	24VAC	12/8 relay	1	0.368
LRD10RA240	100...240VAC	6/4 relay	1	0.242
LRD20RA240	100...240VAC	12/8 relay	1	0.367
LRD20RD012	12VDC	12/8 relay	1	0.360
Base modules with RS485 onboard.				
LRD20RD024P1	24VDC	12/8 relay	1	0.360

General characteristics

FUNCTIONS

- Addition-Subtraction on variables
- Multiplication-Division on variables
- Comparator on variables
- HMI display for parameter viewing and programming
- PWM output
- High speed input (1kHz)
- PID function
- Multiplexer
- Analog ramp
- Register transfer (numerical variables and status)
- Shift function
- Boolean logic blocks
- LRD20RD024P1 with RS485 port onboard.

Operational characteristics

- 8A lth current relay outputs for AC and DC versions
- 0.3A 24VDC transistor outputs for DC version
- 0...10V analog inputs for DC version
- Version: modular for mounting on 35mm DIN rail (IEC/EN/BS 60715) or M4x15mm/0.59" screw fixing
- Type of terminal: Screw
- IEC degree of protection: IP20.

Certifications and compliance

Certifications obtained: UL Listed, for USA and Canada (cULus - File E300049), as Programmable Controllers; EAC. Compliant with standards: IEC/EN/BS 61131-2, UL508, CSA C22.2 n°142.

Expansion and communication modules



LRE...

Order code	Auxiliary supply voltage	Inputs/Outputs	Qty per pkg	Wt
			n°	[kg]
Expansion and communication modules❶.				
LRE02AD024	24VDC	2 analog outputs 0...10V/0...20mA	1	0.160
LRE04AD024	24VDC	4 analog inputs 0...10V/0...20mA	1	0.160
LRE04PD024	24VDC	4 PT100 temp. sensor inputs	1	0.160
LRE08RD024	24VDC	4/4 relay	1	0.171
LRE08TD024	24VDC	4/4 transistor	1	0.151
LRE08RA024	24VAC	4/4 relay	1	0.180
LRE08RA240	100...240VAC	4/4 relay	1	0.180
LREP00	RS485 Modbus-RTU protocol communication unit		1	0.134

❶ The expansion modules are supplied with connector for base module.

INPUTS/OUTPUTS REFERENCE TABLE

BASE MODULES				BASE + DIGITAL EXPANSIONS
Type	Power supply	Inputs	Outputs	Max I/O
LRD12RD024	24VDC	6 digital + 2 digital/analog	4 relay	12 + 24
LRD12TD024	24VDC	6 digital + 2 digital/analog	4 transistor	12 + 24
LRD20RD012	12VDC	8 digital + 4 digital/analog	8 relay	20 + 24❷
LRD20RD024	24VDC	8 digital + 4 digital/analog	8 relay	20 + 24
LRD20RD024P1	24VDC	8 digital + 4 digital/analog	8 relay	20 + 24
LRD10RA240	100...240VAC	6 digital	4 relay	10 + 24
LRD20RA240	100...240VAC	12 digital	8 relay	20 + 24
LRD12RA024	24VAC	8 digital	4 relay	12 + 24
LRD20RA024	24VAC	12 digital	8 relay	20 + 24
EXPANSION AND COMMUNICATION MODULES				
LRE02AD024	24VDC	—	2 analog	—
LRE04AD024	24VDC	4 analog	—	—
LRE04PD024	24VDC	4 PT100	—	—
LRE08RD024	24VDC	4 digital	4 relay	—
LRE08TD024	24VDC	4 digital	4 transistor	—
LRE08RA240	100...240VAC	4 digital	4 relay	—
LRE08RA024	24VAC	4 digital	4 relay	—
LREP00	24VDC	RS485 Modbus-RTU protocol slave communication unit		

❷ Expansion modules supplied at 24VDC.

Accessories



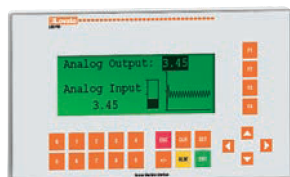
LRX1V3D024



LRXM00



LRXC03



LRXP01



LRXC02

Kit



LRDKIT...



LRDDEM...

Order code	Description	Qty per pkg	Wt
		n°	[kg]
LRXM00	Program backup memory	1	0.011
LRXC00	PC (RS232)-LRD programming cable or LRXP01 (RS232)-LRD direct connection	1	0.083
LRXC03	PC (USB)-LRD programming cable	1	0.080
LRXSW	Programming and supervision software (CD-ROM)	1	0.057
LRX1V3D024	Power supply unit, 100...240VAC/24VDC, 1.3A modular version (4U)	1	0.220
LRXP01	HMI operator panel, 24VDC, RS232, RS485 (Modbus-RTU Master)	1	0.200
LRXC02	PC (RS232)-LRXP01 programming cable	1	0.180
LRXSWP01	Programming software for LRXP01 operator panel (CD-ROM)	1	0.057

Order code	Description	Qty per pkg	Wt
		n°	[kg]
Kits.			
LRDKIT12RD024	LRD starter kit with LRD12RD024 base module, LRXSW software and LRXC03 cable	1	0.424
LRDKIT12RA024	LRD starter kit with LRD12RA024 base module, LRXSW software and LRXC03 cable	1	0.424
LRDKIT10RA240	LRD starter kit with LRD10RA240 base module, LRXSW software and LRXC03 cable	1	0.424
Training kits.			
LRDDEM12RD024	Training kit with LRD12RD024 mounted on inputs/outputs simulation board	1	0.920
LRDDEM20RD024	Training kit with LRD20RD024 mounted on inputs/outputs simulation board	1	1.060

Backup memory and power supply unit general characteristics

- The LRXM00 backup memory allows the saving of the user's program and to simply and quickly transfer it to other base modules.
- The LRX1V3D024 power supply produces a DC voltage to supply the LRD base and expansion modules when 24VDC is not available in the panel. The power supply can also be used to power eventual 24VDC auxiliary circuits.

HMI panel LRXP01 general characteristics

- 24VDC power supply
 - RS232 communication port:
 - Direct connection to LRD base modules using cable LRXC00
 - Connection to other devices using a standard D-SUB 9 serial cable
 - RS485 communication port
 - LRXSWP01 editor software for graphic pages configuration
 - IEC degree of protection: IP65.
- FUNCTIONS
- Send commands
 - Read status
 - Static and dynamic texts
 - Write variables
 - Read variables:
 - Numerical values
 - Bar graphs
 - Trends.

Programming using software LRXSW

At any time and with extreme simplicity, LRD can be set up and reprogrammed to satisfy new requirements and improve the operation of a system.

Programming is simple and intuitive and can be done directly on the base module keypad or by personal computer, connected by LRXC00 (RS232) or LRXC03 (USB) interface and using the relative LRXSW software freely downloadable from www.LovatoElectric.com.

With a personal computer, two programming languages can be used: FBD (Function Block Diagrams) and LADDER (contact scheme).

Both of the following can be accomplished:

- Simulate the program directly "off-line" with a personal computer to test if it runs correctly.
- Use the supervision mode to check the project "on-line".

8 function keys on the front, dedicated to on-board adjustment, control and supervision of digital input and output status, analog input values, time and date entry and the operation status of the micro PLC itself.

Certifications and compliance

Certifications obtained: UL Listed, for USA and Canada (cULus - File E300049), as Programmable Controllers for power supply and HMI units and base module of kits, EAC. Compliant with standards: IEC/EN/BS 61131-2, UL508, CSA C22.2 n°142.

Maximum combinations

Base unit
12 inputs
+
8 outputs

4 inputs
+
4 outputs

4 inputs
+
4 outputs

4 inputs
+
4 outputs

4 PT100
temperature
sensor inputs

2 outputs,
0...10V or
0...20mA

2 outputs,
0...10V or
0...20mA

4 inputs,
0...10V or
0...20mA

RS485
Modbus-RTU
(slave)

- 24 digital inputs (4 configurable as analog 0...10V input)
- 20 digital outputs (relay, transistor or mixed)
- 4 analog inputs for PT100 temperature sensors
- 4 analog outputs configurable as 0...10V or 0/4...20mA
- 4 analog inputs configurable as 0...10V or 0/4...20mA
- 1 RS485 communication module.

N.B. The sequence and the maximum number of the products given above must be respected for correct operation.

HMI LRH SERIES



● HMI WITH COLOR TOUCHSCREEN DISPLAY

The HMI LRH series have a graphic TFT display with 64k colors, touchscreen, easy to program and extremely flexible. They can be interfaced with different type of devices, from PLC to any kind of intelligent controller provided with communication port, like multimeters, drives, process controllers. The LRHSW programming software allows the configuration of the HMI in a simple and intuitive way, thanks to the graphical interface with which you can create customized screens to show images, trends, bar graphs, analog indicators, dynamic objects and other functionalities. The HMI LRH series are the ideal solution for the supervision and control of small and large automation scenarios that are more and more required in the world of Industry 4.0.

● WIDESCREEN DISPLAY WITH HIGH VISIBILITY

- TFT display with resistive touchscreen
- High brightness thanks to the LED backlighting
- 64k colors
- Available in formats 4.3", 7" and 10.1".

● SIMPLICITY AND EFFICIENCY

- Simple and elegant design with low energy consumption
- High robustness, thanks to the use of highly reliable industrial components
- Plastic enclosure, degree of protection IP66, Type 2 and 4X.

● CONNECTIVITY FOR EASY INTEGRATION

- 3 built-in communication ports: Ethernet, USB and serial (type RS232-RS485-RS422, configurable via software LRHSW)
- Support of communication protocols Modbus-RTU Master/Slave, Modbus TCP Client/Server, OPC UA Client/Server, Simatic S7 Ethernet and MQTT.

● POWERFUL AND INTUITIVE PROGRAMMATION

- High performance CPU
- Extensive gallery of widgets, objects and pre-configured scenarios for typical applications
- Data acquisition and display on numeric indicators, trends or graphical gauges
- Support of vector graphics, images, analog indicators, bar graphs
- Advanced functionalities: dynamic objects, alarms and events management, support of multilingual applications, recipes, tags editor, user and password management, script language
- Advanced properties of the objects: e-mail, events scheduler, etc
- Support of HTML5 and JavaScript
- Possibility to simulate the program by working off-line.



- Power supply 12-24VDC
- USB port
- Ethernet port 10/100 MBIT
- Serial port RS485, RS232, RS422



● PRE-CONFIGURED SCENARIOS

Preconfigured and ready to use scenarios for typical applications managed with LOVATO Electric products (remote control of a micro PLC, supervision of a pumping station with variable speed drive, monitoring of a photovoltaic system with energy meter, soft starter monitoring, control and supervision of a power factor correction plant, monitoring of an automatic transfer switch ATS panel, command and monitoring of a mains-generator application, etc.) freely downloadable from the website www.LovatoElectric.com, download section, software & upgrades.


HMI



LRHA04



LRHA07



LRHA10



EXCCAB02

Order code	Description	Qty per pkg	Wt
		n°	[kg]
HMI.			
LRHA04	4.3" TFT LCD display	1	0.400
LRHA07	7" TFT LCD display	1	0.600
LRHA10	10.1" TFT LCD display	1	1.000
Programming software for HMI.			
LRHSW01	User licence for LRHSW software (available for download from www.LovatoElectric.com website), valid for 1 station	1	—
LRHSW01CD	CD-ROM with LRHSW programming software, including one LRHSW01 licence	1	0.057
RS485 connection cable.			
EXCCAB02	RS485 connection cable for LRH, length 3m	1	0.150
HMI kits and micro PLC.			
LRDKITHMIA04	Kit with LRD20RD024P1 micro PLC, LRHA04 HMI and EXCCAB02 cable	1	1.000
LRDKITHMIA07	Kit with LRD20RD024P1 micro PLC, LRHA07 HMI and EXCCAB02 cable	1	1.200

Model	LRHA04	LRHA07	LRHA10
SYSTEM RESOURCES			
Display	4.3" TFT 16:9	7" TFT 16:9	10.1" TFT 16:9
Colors	64K		
Resolution	480x272 pixel	800x480 pixel	1024x600 pixel
Brightness	200Cd/m ²		
Dimming	Yes		
Touchscreen	Resistive		
CPU	ARM Cortex A8 300MHz	ARM Cortex A8 1GHz	ARM Cortex A8 1GHz
Operative system	Linux 3.12		
Flash	2GB	4GB	4GB
RAM	256MB	512MB	512MB
Application memory	60MB		
Real Time Clock, RTC backup, Buzzer	Yes		
INTERFACES			
Ethernet	1 (10/100 Mbit)		
USB	1 (Host v2.0, max 500mA)		
Serial	1 (RS232, RS485, RS422, software configurable)		
FUNCTIONALITIES			
Vector graphics	●		
Dynamic objects	●		
Font TrueType	●		
Alarms	●		
Event list	●		
Recipes	●		
User management	●		
Trends	●		
Multi-language management	●		

General characteristics

- Widescreen display with resistive touchscreen
- Available in formats 4.3", 7" and 10.1"
- LED backlight
- Ethernet, USB and serial port (type RS232-RS485-RS422, configurable via software LRHSW)
- Lightweight and low-power design
- Highly reliable industrial components
- Powerful and intuitive programming with software LRHSW (downloadable from the website www.LovatoElectric.com or purchasable on Cd-rom), with 30-days trial license included
- Support of protocols Modbus-RTU Master/Slave, Modbus-TCP Client/Server, OPC UA Client/Server, Simatic S7 Ethernet and MQTT
- Support of vector graphics
- Rich library of preconfigured and ready to use graphical objects (widgets): static or dynamic images, buttons, sliders, lights, bar graphs, gauges, meters, media widgets, etc.
- Possibility to create custom widgets
- Tags editor to create, import or export tags
- Alarm handling with management of events and actions (e.g. alerts with pop-up messages, send email, write tags, etc.)
- Data-logging with presentation of the collected data in graphical trends and tables, with possibility to save the data in a .CSV file
- Recipe data handling
- Scheduler engine to execute specific actions at set intervals, or on a time basis
- Automatic generation of customizable reports
- Multilingual projects management with texts in True Type font
- Data transfer function to exchange data between the devices connected to the HMI
- Powerful script language with JavaScript editor
- Web access: support of HTML5 technology to allow users to access HMI projects from a remote web browser running on a computer or on a mobile device (smartphone or tablet)
- Advanced user management with possibility to configure different levels of authorizations and permissions on the access to pages or to the actions on the widgets of the projects, with dedicated credentials
- Monitoring and remote control of the project running on the HMI from a PC with the software LRHSW Client, installed together with the programming software LRHSW
- On-line and off-line simulation of the applications.

Operational characteristics

- Rated auxiliary power supply: 12-24VDC
- Operating range: 10...32VDC
- Operating temperature: 0...+50°C
- Storage temperature: -20...+70°C
- Humidity: 5-85% RH, non condensing
- Protection degree: IP66, Type 2 and 4X (front); IP20 (rear).

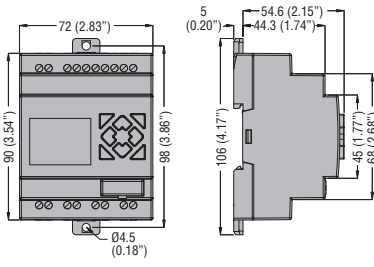
Preconfigured scenarios

Preconfigured and ready to use scenarios for typical applications managed with LOVATO Electric products (remote control of a micro PLC, supervision of a pumping station with variable speed drive, monitoring of a photovoltaic system with energy meter, soft starter monitoring, control and supervision of a power factor correction plant, monitoring of an automatic transfer switch ATS panel, command and monitoring of a mains-generator application, etc.) freely downloadable from the website www.LovatoElectric.com, download section software & upgrades.

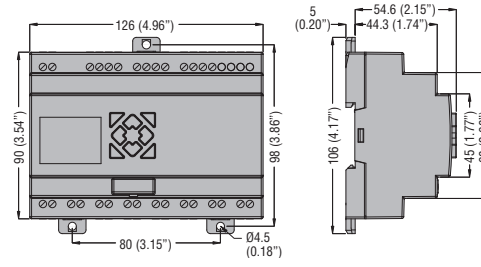
Certifications and compliance

Certifications obtained: UL Listed, for USA and Canada (cULus – File E199715), EAC, RCM.
Compliant with standards: emissions EN/BS 61000-6-4, immunity EN/BS 61000-6-2 for installation in industrial environments; emissions EN/BS 61000-6-3, immunity EN/BS 61000-6-1 for installation in residential environments; UL508.

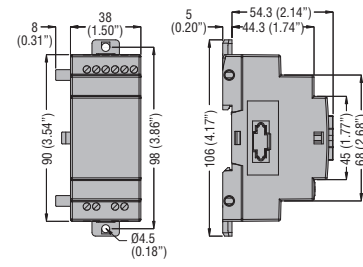
BASE MODULES
LRD10... - LRD12...



LRD20...

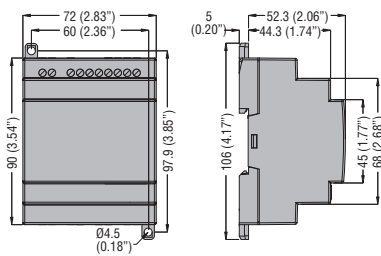


EXPANSION AND COMMUNICATION MODULES
LRE...

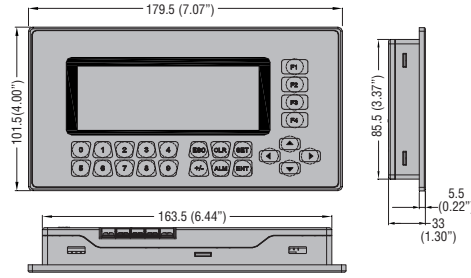


ACCESSORIES

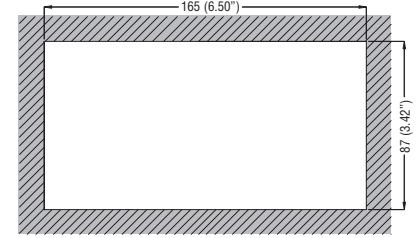
LRX1V3D024 power supply unit



LRXP01 HMI operator panel

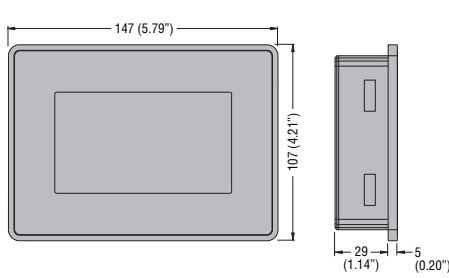


Cutout

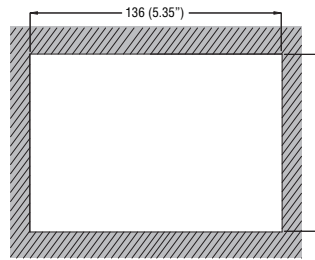


HMI

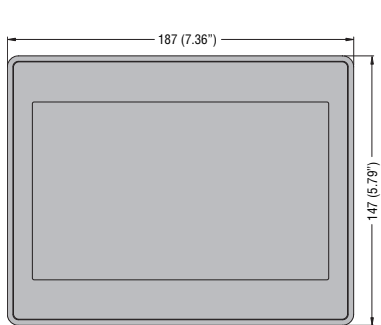
LRHA04



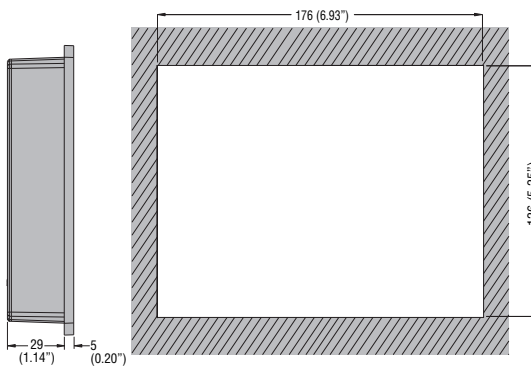
Cutout



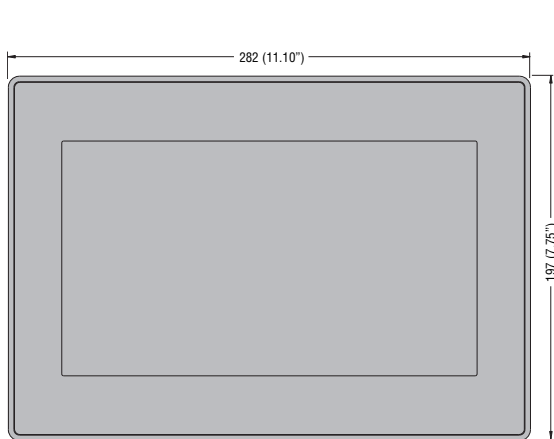
LRHA07




Cutout



LRHA10

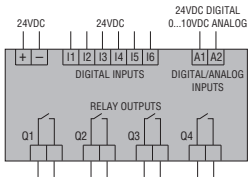


Cutout

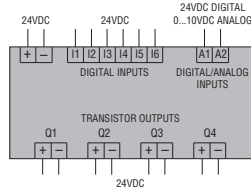


BASE MODULES

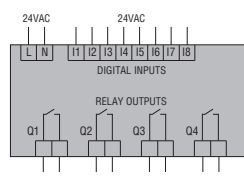
LRD12RD024



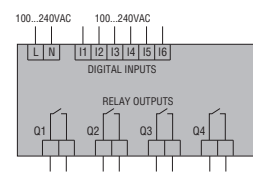
LRD12TD024



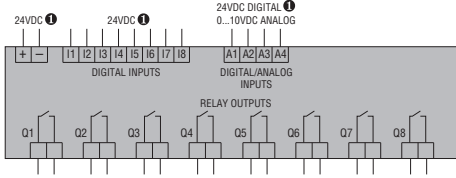
LRD12RA024



LRD10RA240

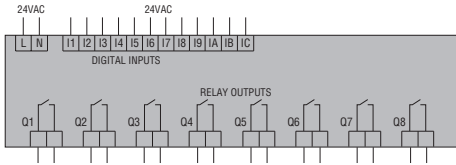


LRD20RD012 - LRD20RD024

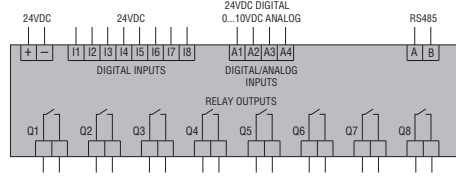


① 12VDC for LRD20RD012.

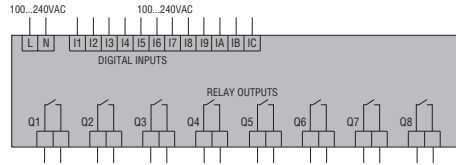
LRD20RA024



LRD20RD024P1

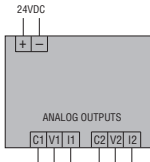


LRD20RA240

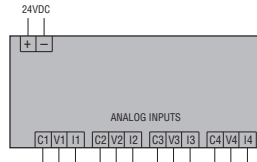


EXPANSION AND COMMUNICATION MODULES

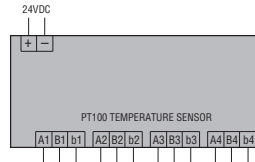
LRE02AD024



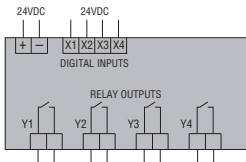
LRE04AD024



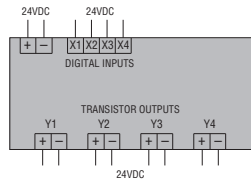
LRE04PD024



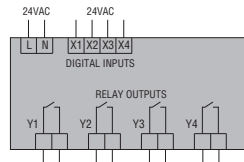
LRE08RD024



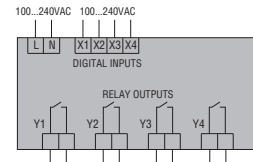
LRE08TD024



LRE08RA024



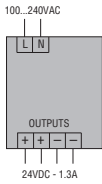
LRE08RA240



ACCESSORIES

Power supply unit

LRX1V3D024



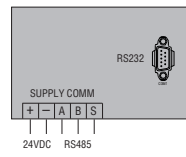
RS485 communication unit

LREP00



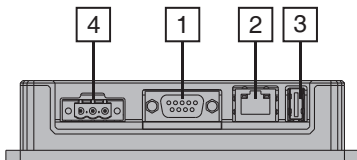
Operation panel

L_RXP01

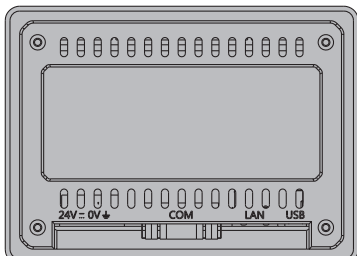


HMI

LRHA...



- 1 Serial port (type RS232, RS485, RS422 software configurable)
- 2 Ethernet port
- 3 USB port
- 4 Power supply 12-24VDC



BASE MODULES		LRD...D012		LRD...D024		LRD...A024		LRD...A240	
POWER SUPPLY									
IEC rated voltage U _e (frequency range)		12VDC		24VDC		24VAC (50...60Hz)		100...240VAC (50...60Hz)	
Operating limits		10.4...14.4VDC		20.4...28.8VDC		20.4...28.8VAC (47...63Hz)		85...265VAC (47...63Hz)	
Average current consumption		265mA		125mA (LRD12...) 185mA (LRD20...)		290mA		100mA	
DIGITAL INPUTS									
Rated voltage		12VDC		24VDC		24VAC (50...60Hz)		100...240VAC (50...60Hz)	
Input voltage	State 0	<2.5VDC		<5VDC		<6VAC		<40VAC	
	State 1	>7.5VDC		>15VDC		>14VAC		>79VAC	
Delay time	0 to 1	4ms (0.5ms for high speed)		4ms (0.5ms for high speed)		90ms		50/45ms (U _e =120VAC) - 22/18ms (U _e =240VAC)	
	1 to 0	4ms (0.3ms for high speed)		4ms (0.3ms for high speed)		90ms		50/45ms (U _e =120VAC) - 90/85ms (U _e =240VAC)	
ANALOG INPUTS (FOR DC SUPPLY VERSIONS ONLY)									
Input signal range		0...10V		—		—		—	
Display resolution		0.01V		—		—		—	
Current consumption at 10VDC		<0.17mA		—		—		—	
Input impedance		>40kΩ		—		—		—	
Admissible overload		14VDC		28VDC		—		—	
Sampling time		5...20ms (LADDER); 2...10ms (FBD)		—		—		—	
Maximum cable length		≤30m/98ft of screened type		—		—		—	
DIGITAL OUTPUTS									
Type of output / IEC rated current I _{th}		Relay / 8A (LDR...R... / LRE08R... only) Transistor / 0.3A 24VDC (LRD...T... / LRE08T... only)							
Applied voltage		Max 265VAC / 30VDC (LDR...R... / LRE08R... only) 10...28.8VDC (LRD...T... / LRE08T... only)							
AMBIENT CONDITIONS									
Operating temperature		-20...+55°C							
Storage temperature		-40...+70°C							
Relative humidity		20...90% without condensation							
HOUSING									
Version		Modular for mounting on 35mm DIN rail (IEC/EN/BS 60715) or M4x20mm screw fixing							
Connections	Type of terminal	Screw							
	Conductor section	0.14...2.5mm ² / 26...14AWG							
	Tightening torque	0.6Nm / 5.3lb.in							
	Maximum cable length	≤100m/328ft							
IEC degree of protection		IP20							

EXPANSION MODULES		LRE02AD024		LRE04AD024		LRE04PD024	
POWER SUPPLY							
IEC rated voltage U _e		24VDC		24VDC		24VDC	
Operating limits		20.4...28.8VDC		20.4...28.8VDC		20.4...28.8VDC	
ANALOGIC INPUTS/OUTPUTS							
Type of channels		2 outputs configurable for voltage or current		4 inputs configurable for voltage or current		4 inputs for PT100 temperature sensors	
Operating limits		0...10V 0...20mA		0...10V 0...20mA		-100...+600°C	
Display resolution		0.00...10.00V 0.00...20.00mA		0.00...10.00V 0.00...20.00mA		-100.0...+600.0°C	
Resolution		10mV 40μA		10mV 40μA		0.1°C	
Accuracy		±2.5%		±2.5%		±1%	
Power consumption		70mA		70mA		70mA	

COMMUNICATION MODULE		LREP00	
IEC rated voltage U _e		24VDC	
RS485 connection		Isolated	
Baud-rate		4800...57600bps	
Terminator resistor		Integrated 120Ω	
Cable length		0.14...1.5mm ² (26...16AWG)	
Tightening torque		0.6Nm (5.4lb.in)	

HMI OPERATOR PANEL	LRXP01
SUPPLY	
IEC rated voltage Ue	24VDC
Operating limits	20.4...26.4 VDC (-15%...+10%)
Power consumption	1.9 W
AMBIENT CONDITIONS	
Operating temperature	0...+55°C
Storage temperature	-40...+70°C
Altitude	≤2000m
Relative humidity	10...95% (non-condensing)
Maximum pollution degree	2 (IEC/EN/BS 61131-3)
Vibration resistance	15g
Shock resistance	0.5g
Conductor section	0.4...3.3 mm ² (22-12 AWG)
Tightening torque	1.8 Nm / 10.4lb.in
IEC degree of protection	IP65

HMI	LRHA04	LRHA07	LRHA10
POWER SUPPLY			
Rated voltage Ue	12-24VDC		
Operating range	10...32VDC		
Max current consumption at 24VDC	0.25A	0.3A	0.38A
ENVIRONMENT CONDITIONS			
Operating temperature	0...+50°C		
Storage temperature	-20...+70°C		
Relative humidity	5...85% (non condensing)		
Protection degree	IP66, Type 2, 4X (front); IP20 (rear)		