



Product designation			MINIATURE
Product type designation			RELAYS
			HR502C
Contact characteristics			
Contact configuration			2 C/O
Rated insulation voltage Ui IEC/EN	V		250
Rated impulse withstand voltage Uimp	kV		6
IEC Conventional free air thermal current Ith	A		8
Maximum instantaneous current	A		10
Rated current (In)	A		8
Relay control voltage	V		24VDC
Max contrrollable power in			
	AC-1	W	2000
	AC-15	VA	150
Rated operating power AC-1			
		VA	2000
Rated operating power AC-15			
	230 VAC	VA	150
Rated operating current DC-1			
	30V	A	8
	110V	A	0.3
	220V	A	0.1
Minimum switching load		V / mA	5 / 100
Contact impedance		mΩ	100
Contact material			Ag/Ni
Operating times			
Closing		ms	<15
Opening		ms	<15
Operations			
Mechanical life		cycles	10000000
Electrical life AC1		cycles	50000
Coil characteristics			
Average coil consumption AC at 20°C		VA	1
Average coil consumption DC at 20°C		W	0.4
Operating range			
	Closing	% Un	75...110
	Opening	% Un	10...30
Maximum cycle frequency		cycles/h	3600
Mechanical features			
Max socket terminal tightening torque		Nm	0.6
Socket screw tightening tool (cross / flat blade)			PH1 / 4.5mm
Conductor section			
	AWG/Kcmil		
		min	20
		max	14

IEC

min	mm <sup>2</sup>	0.5
max	mm <sup>2</sup>	2.5

Operating position

normal	Any
--------	-----

Fixing

On 35mm DIN rail and with screw

## Ambient conditions

Temperature

Operating temperature

min	°C	-40
max	°C	+70

Storage temperature

min	°C	-40
max	°C	+85

## Other features

Indication

Yes

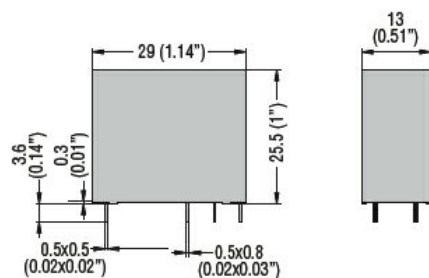
Mechanical contact position indicator

Yes

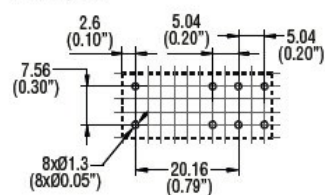
Mechanical test actuator

Yes

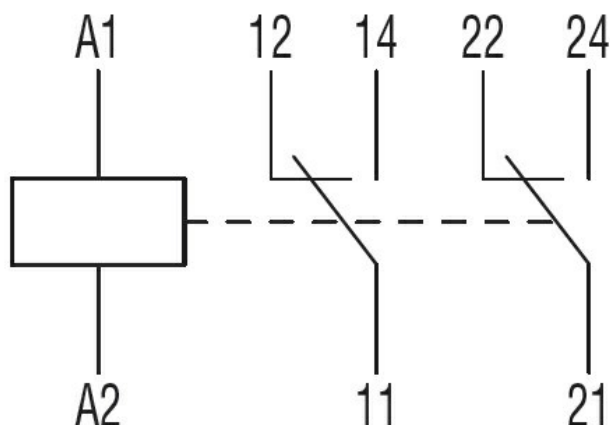
## Dimensions



PCB layout



## Wiring diagrams



## Certifications and compliance

Compliance

IEC/EN 61810

Certificates

CSA

cURus

EAC

VDE

ETIM classification

ETIM 8.0

EC001437 -  
Switching relay