



Product designation

RF38

Product type designation

Motor protection
relay

General characteristics

Number of poles	Nr.	3
Overvoltage category		III
Pollution degree		3
Frontal IP degree		IP20
Type of release		Thermal
Protection fuse		
	gG (IEC)	A 50
	aM (IEC)	A 25
	RK5 (UL)	A 90
Phase failure detection		yes
Reset mode		Manual or automatic

Power circuit characteristics

Rated insulation voltage U_i IEC/EN	V	690
Rated impulse withstand voltage U_{imp}	kV	6
Rated operational voltage	V	690
Operational frequency	min max	Hz Hz 0 400
Operational current I_e		
	Operational current min	A 17
	Operational current max	A 23
Tripping class		10A
Test Button		yes
Trip indicator		yes
Terminals		
	type	screw and washer
	screw	M4
	width	mm 12.6
	tool	Phillips 2

Tightening torque for terminals

	min	Nm	2
	max	Nm	2.5
	min	lbin	1.5
	max	lbin	1.8

Conductor section

	Flexible w/o lug max	mm ²	10
	Flexible c/w lug max	mm ²	6
	AWG/kcmil max		8

Auxiliary circuit characteristics

Auxiliary contacts

	NO	Nr.	1
	NC	Nr.	1
Auxiliary Rated insulation voltage U_i IEC/EN		V	690
Auxiliary Rated impulse withstand voltage U_{imp}		kV	6
Auxiliary Rated operational voltage		V	690
Operating current AC15			
	24V	A	3
	120V	A	3
	240V	A	1.5
	380V	A	0.95
	480V	A	0.75
	500V	A	0.72
	600V	A	0.6
Operating current DC13			
	125V	A	0.11
	600V	A	0.22
IEC Conventional free air thermal current I_{th}		A	10

Terminals

	Auxiliary circuit type		screw and washer
	Auxiliary circuit screw		M3.5
	Auxiliary circuit width	mm	8
	Auxiliary circuit tool		Phillips 2

Conductor section

	Auxiliary circuit Flexible w/o lug max	mm ²	2.5
	Auxiliary circuit Flexible c/w lug max	mm ²	2.5

Tightening torque for terminals

	Auxiliary circuit min	Nm	0.8
	Auxiliary circuit max	Nm	1
	Auxiliary circuit min	lbin	0.59
	Auxiliary circuit max	lbin	0.74

UL/CSA and IEC/EN 60947-5-1 designation

B600-R300

Ambient conditions

Operating temperature

	min	°C	-25
	max	°C	60

Storage temperature

	min	°C	-50
	max	°C	70

Compensation temperature

	min	°C	-20
	max	°C	60

Max altitude

m 3000

Mechanical features

Operating position

	normal	Vertical plan
	allowable	±30°

Fixing		Direct mounting on BF09... BF38...
--------	--	---------------------------------------

Weight		g 160
--------	--	-------

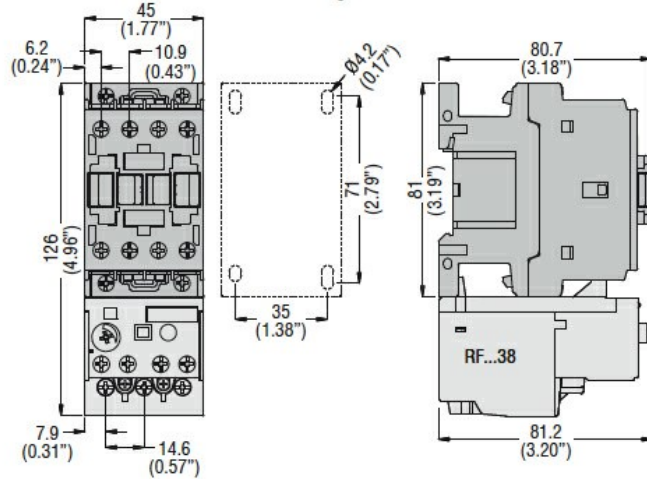
UL technical data

Full-load current (FLA) for three-phase AC motor

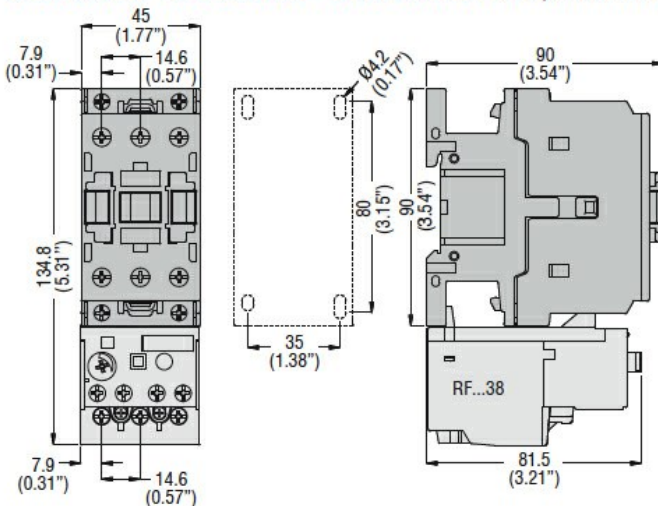
at 480V	A	23
at 600V	A	23

Dimensions

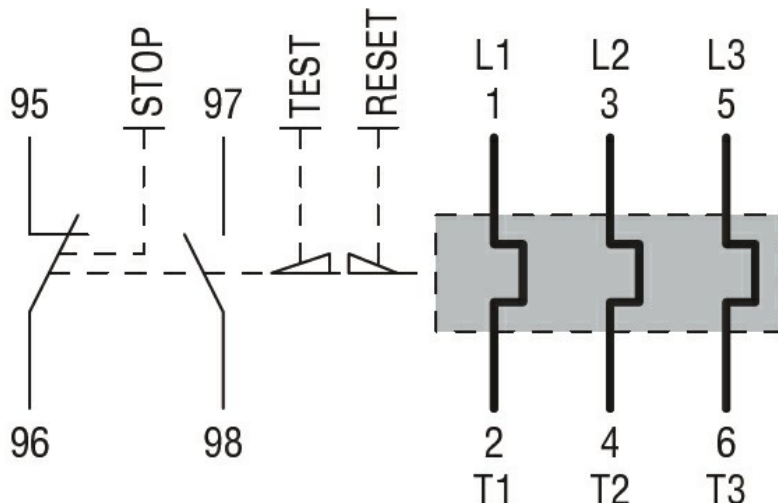
BF00 A... BF09 A... - BF12 A... - BF18 A... - BF25 A... three poles with **RF...38** thermal overload relay



BF26 00A... - BF32 00A... - BF38 00A... three poles with **RF...38** thermal overload relay



Wiring diagrams



Certifications and compliance

Compliance

CSA C22.2 n° 14

IEC/EN 60947-1

IEC/EN 60947-4-1

UL508

Certifications

CCC

cULus

EAC

ETIM classification

ETIM 8.0

EC000106 -
Thermal overload
relay