



Product designation
Product type designation

Power contactor
BFD80

Contact characteristics

Number of poles	Nr.	3
Rated insulation voltage U_i IEC/EN	V	1000
Rated impulse withstand voltage U_{imp}	kV	8
Operational frequency	min Hz	25
	max Hz	400
IEC Conventional free air thermal current I_{th}	A	115
Operational current I_e	AC-1 ($\leq 55^\circ\text{C}$) A	130
IEC max current I_e in DC1 with $L/R \leq 1\text{ms}$ with 3 poles in series	400V A	100
	600V A	80
	800V A	65
	1000V A	60
Short-time allowable current for 10s (IEC/EN60947-1)	A	640
Protection fuse	gG (IEC) A	125
	aM (IEC) A	80
Resistance per pole (average value)	m Ω	0.6
Power dissipation per pole (average value)	I_{th} W	7.9
Tightening torque for terminals	min Nm	4
	max Nm	5
	min lbin	2.95
	max lbin	3.69
Tightening torque for coil terminal	min Nm	0.8
	max Nm	1
	min lbin	0.8
	max lbin	0.74
Max number of wires simultaneously connectable	Nr.	2
Conductor section	AWG/Kcmil	
	max	2
Flexible w/o lug conductor section	min mm ²	1.5
	max mm ²	35
Flexible c/w lug conductor section	min mm ²	1.5
	max mm ²	35
Power terminal protection according to IEC/EN 60529		IP20 front

Mechanical features

Operating position

	normal allowable	Vertical plan ±30°
Fixing		Screw / DIN rail 35mm
Weight	g	1240
Conductor section	AWG/kcmil conductor section	
	max	2

Operations

Mechanical life	cycles	15000000
-----------------	--------	----------

Safety related data

Performance level B10d according to EN/ISO 13489-1

	mechanical load	cycles	15000000
EMC compatibility			yes

AC coil operating

Rated AC voltage at 60Hz			V	575
AC operating voltage				
of 60Hz coil powered at 60Hz				
pick-up				
			min	%Us 80
			max	%Us 110
drop-out				
			min	%Us 20
			max	%Us 55

AC average coil consumption at 20°C

of 60Hz coil powered at 60Hz

	in-rush	VA	210
	holding	VA	15
Dissipation at holding ≤20°C 50Hz		W	5

Max cycles frequency

Mechanical operation	cycles/h	3600
----------------------	----------	------

Operating times

Average time for Us control

in AC

Closing NO

min	ms	12
max	ms	28

Opening NO

min	ms	8
max	ms	22

in DC

Closing NO

min	ms	40
max	ms	85

Opening NO

min	ms	20
max	ms	55

UL technical data

General USE

Contactor

4 poles in series DC1

AC current	A	115
------------	---	-----

600V A 100

Ambient conditions

Temperature

Operating temperature

min	°C	-50
max	°C	70

Storage temperature

min	°C	-60
max	°C	80

Max altitude

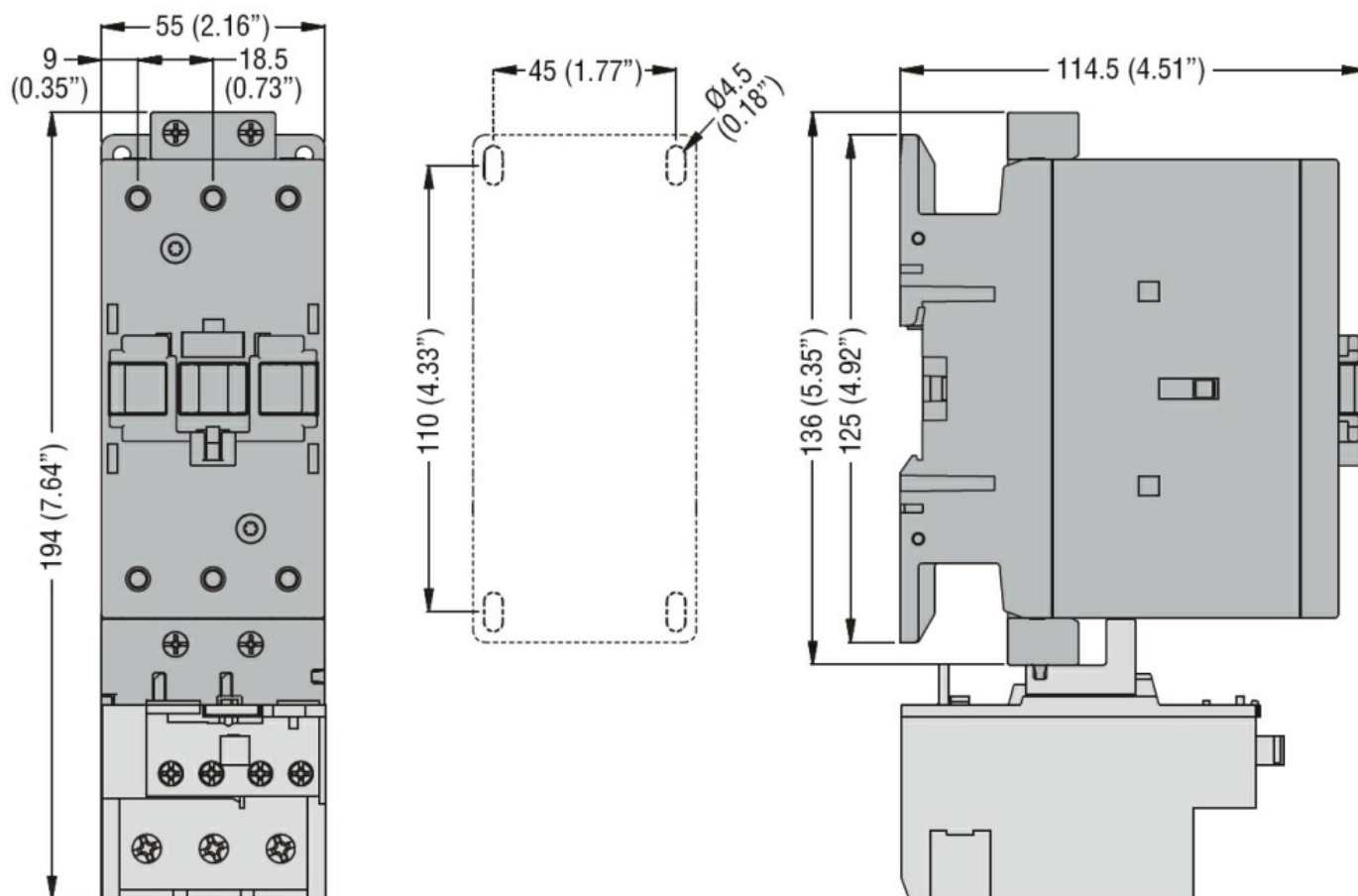
m	3000
---	------

Resistance & Protection

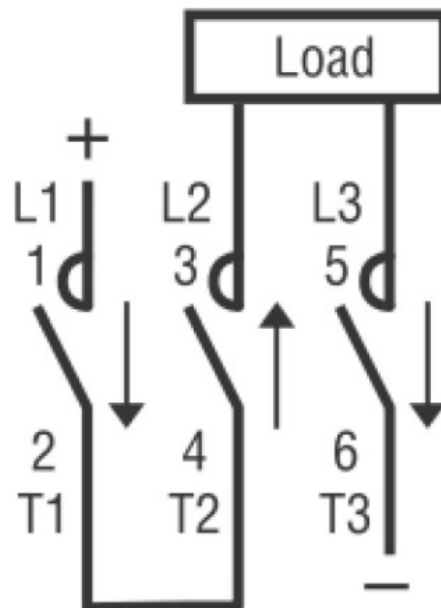
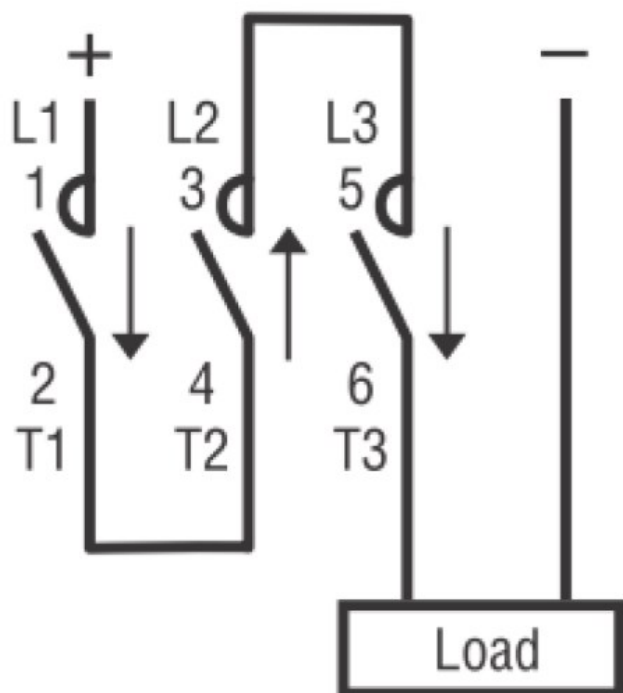
Pollution degree

3

Dimensions



Wiring diagrams



Certifications and compliance

Compliance

CSA C22.2 n° 60947-1

CSA C22.2 n° 60947-4-1

IEC/EN/BS 60947-1

IEC/EN/BS 60947-4-1

UL 60947-1

UL 60947-4-1

ETIM classification

ETIM 8.0

EC002552 -
Power contactor,
DC switching