



Product designation			MINIATURE RELAYS		
Product type designation			HR502C		
Contact characteristics					
Contact configuration			2 C/O		
Rated insulation voltage Ui IEC/EN			V	250	
Rated impulse withstand voltage Uimp			kV	6	
IEC Conventional free air thermal current Ith			A	8	
Maximum instantaneous current			A	10	
Rated current (In)			A	8	
Relay control voltage			V	24VAC	
Max contrrollable power in			AC-1	W	2000
			AC-15	VA	150
Rated operating power AC-1			VA	2000	
Rated operating power AC-15			230 VAC	VA	150
Rated operating current DC-1			30V	A	8
			110V	A	0.3
			220V	A	0.1
Minimum switching load			V / mA	5 / 100	
Contact impedance			mΩ	100	
Contact material			Ag/Ni		
Operating times					
Closing			ms	<15	
Opening			ms	<15	
Operations					
Mechanical life			cycles	10000000	
Electrical life AC1			cycles	50000	
Coil characteristics					
Average coil consumption AC at 20°C			VA	1	
Average coil consumption DC at 20°C			W	0.4	
Operating range			Closing	% Un	70...110
			Opening	% Un	20...55
Maximum cycle frequency			cycles/h	3600	
Mechanical features					
Max socket terminal tightening torque			Nm	0.6	
Socket screw tightening tool (cross / flat blade)			PH1 / 4.5mm		
Conductor section					
AWG/Kcmil			min	20	
			max	14	

IEC

min	mm <sup>2</sup>	0.5
max	mm <sup>2</sup>	2.5

Operating position

normal	Any
--------	-----

Fixing

On 35mm DIN  
rail and with  
screw

## Ambient conditions

Temperature

Operating temperature

min	°C	-40
max	°C	+70

Storage temperature

min	°C	-40
max	°C	+85

## Other features

Indication

Yes

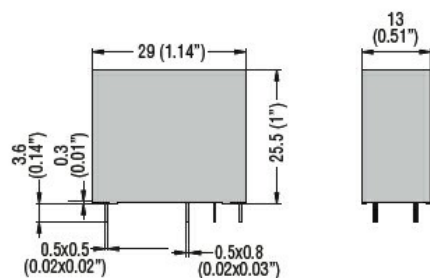
Mechanical contact position indicator

Yes

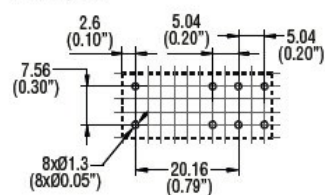
Mechanical test actuator

Yes

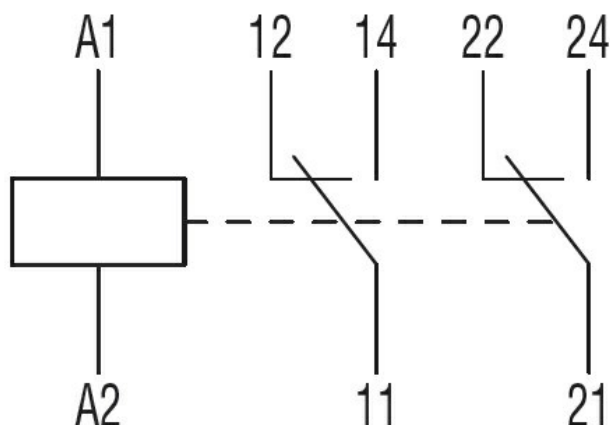
## Dimensions



PCB layout



## Wiring diagrams



## Certifications and compliance

Compliance

IEC/EN 61810

Certificates

CSA

cURus

EAC

VDE

ETIM classification

ETIM 8.0

EC001437 -  
Switching relay